

# OMICS GROUP



OMICS Group International through its Open Access Initiative is committed to make genuine and reliable contributions to the scientific community. OMICS Group hosts over 400 leading-edge peer reviewed Open Access Journals and organizes over 300 International Conferences annually all over the world. OMICS Publishing Group journals have over 3 million readers and the fame and success of the same can be attributed to the strong editorial board which contains over 30000 eminent personalities that ensure a rapid, quality and quick review process. OMICS Group signed an agreement with more than 1000 International Societies to make healthcare information Open Access.

# OMICS Journals are welcoming Submissions

OMICS Group welcomes submissions that are original and technically so as to serve both the developing world and developed countries in the best possible way.

OMICS Journals are poised in excellence by publishing high quality research. OMICS Group follows an Editorial Manager® System peer review process and boasts of a strong and active editorial board.

Editors and reviewers are experts in their field and provide anonymous, unbiased and detailed reviews of all submissions. The journal gives the options of multiple language translations for all the articles and all archived articles are available in HTML, XML, PDF and audio formats. Also, all the published articles are archived in repositories and indexing services like DOAJ, CAS, Google Scholar, Scientific Commons, Index Copernicus, EBSCO, HINARI and GALE.

For more details please visit our website:

<http://omicsonline.org/Submitmanuscript.php>

Victoria F  
Samanidou

EB PPT



# BIOGRAPHY

Victoria Samanidou is an Associate Professor of Analytical Chemistry in the Chemistry Department of the Aristotle University of Thessaloniki, Greece. Her current research activities include: method development and validation by HPLC with applications in the analysis of organic substances in forensics, toxicology, food, biological, pharmaceutical and samples of environmental interest using various modern sample preparation techniques. She has more than one hundred published papers research and reviews, chapters in books and encyclopedias etc with over one thousand citations. She has been guest editor in two journals. She is a reviewer in 30 scientific journals, having reviewed more than one hundred papers.

# RESEARCH INTEREST

- Method development and validation by HPLC, GC, IC, with applications in the analysis of organic substances in forensics, toxicology, food, biological, pharmaceutical and samples of environmental interest using various modern sample preparation techniques.

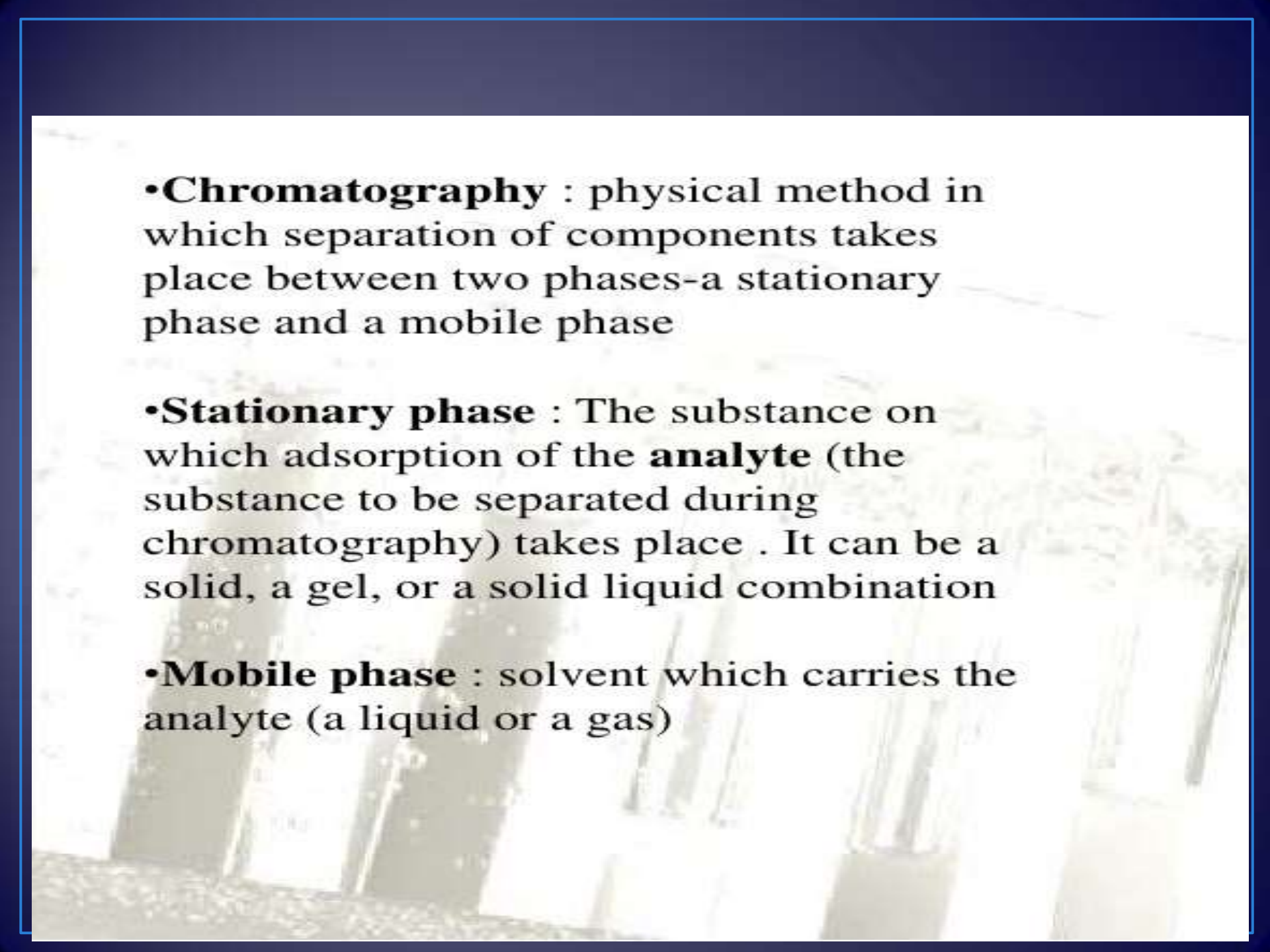
# HPLC

## INSTRUMENTATION



# INTRODUCTION

- HPLC stands for “High-performance liquid chromatography” (sometimes referred to as High-pressure liquid chromatography).
- High performance liquid chromatography is a powerful tool in analysis, it yields high performance and high speed compared to traditional columns chromatography because of the forcibly pumped mobile phase.
- HPLC is a chromatographic technique that can separate a mixture of compounds
- It is used in biochemistry and analytical chemistry to identify, quantify and purify the individual components of a mixture.



• **Chromatography** : physical method in which separation of components takes place between two phases-a stationary phase and a mobile phase

• **Stationary phase** : The substance on which adsorption of the **analyte** (the substance to be separated during chromatography) takes place . It can be a solid, a gel, or a solid liquid combination

• **Mobile phase** : solvent which carries the analyte (a liquid or a gas)



Chromatographic techniques are divided into different types based on :

The type of chromatographic bed used  
i.e. column chromatography (gas chromatography) and planar chromatography (paper and thin layer)

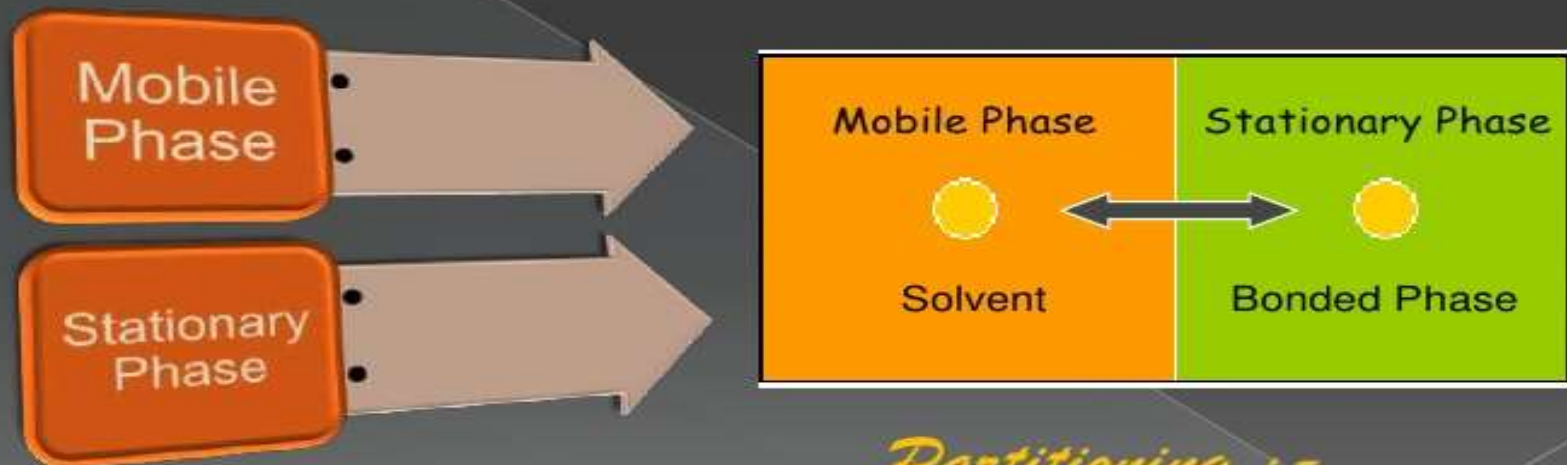
The physical state of mobile phase  
i.e. gas chromatography and liquid chromatography

The separation mechanism  
i.e. ion-exchange and size exclusion

HPLC is a type of **liquid chromatography** where the sample is forced through a **column** that is packed with a stationary phase composed of irregularly or spherically shaped particles, a porous monolithic layer, or a porous membrane by a liquid (mobile phase) at high pressure.

# TYPES OF PHASES :-

Separation is based on the analyte's relative solubility between two liquid phases



*Partitioning :-*

# HPLC - Modes



Normal  
Phase.



Reverse  
Phase.

## **NORMAL PHASE.**

- POLAR STATIONARY PHASE AND NON-POLAR SOLVENT.

## **REVERSE PHASE.**

- NON-POLAR STATIONARY PHASE AND A POLAR SOLVENT.

## **FOUR TYPES OF HIGH PERFORMANCE LIQUID CHROMATOGRAPHY :-**

1. PARTITION CHROMOTOGGRAPHY

2. ION EXCHANGE CHROMATOGRAPHY

3. Size exclusion chromatography

4. AFFINITY CHROMOTAGRAPHY

# 1. PARTITION CHROMATOGRAPHY :-

Partition chromatography uses a retained solvent, on the surface or within the grains or fibres of an "inert" solid supporting matrix as with paper chromatography; or takes advantage of some additional coulombic and/or hydrogen donor interaction with the solid support. Molecules equilibrate (partition) between a liquid stationary phase and the eluent. Known as Hydrophilic Interaction Chromatography (HILIC) in HPLC, this method separates analytes based on polar differences. HILIC most often uses a bonded polar stationary phase and a non-polar, water miscible, mobile phase. Partition HPLC has been used historically on unbonded silica or alumina supports. Each works effectively for separating analytes by relative polar differences, however, HILIC has the advantage of separating acidic, basic and neutral solutes in a single chromatogram.

## 2. ION EXCHANGE CHROMATOGRAPHY

Ion-exchange chromatography is a process that allows the separation of ions and polar molecules based on their charge. It can be used for almost any kind of charged molecule including large proteins, small nucleotides and amino acids. The solution to be injected is usually called a *sample*, and the individually separated components are called *analytes*. It is often used in protein purification, water analysis, and quality control

Ion exchange chromatography retains analyte molecules on the column based on coulombic (ionic) interactions. The stationary phase surface displays ionic functional groups (R-X) that interact with analyte ions of opposite charge. This type of chromatography is further subdivided into cation exchange chromatography and anion exchange chromatography. The ionic compound consisting of the cationic species  $M^+$  and the anionic species  $B^-$  can be retained by the stationary phase.

### 3. SIZE EXCLUSION CHROMATOGRAPHY :-

Size exclusion chromatography (SEC), also known as gel permeation chromatography or gel filtration chromatography, separates particles on the basis of size. It is generally a low resolution chromatography and thus it is often reserved for the final, "polishing" step of purification. It is also useful for determining the tertiary structure and quaternary structure of purified proteins. SEC is used primarily for the analysis of large molecules such as proteins or polymers. SEC works by trapping these smaller molecules in the pores of a particle. The larger molecules simply pass by the pores as they are too large to enter the pores. Larger molecules therefore flow through the column quicker than smaller molecules, that is, the smaller the molecule, the longer the retention time.

## 4. AFFINITY CHROMOTAGRAPHY :-

This is the most selective type of chromatography employed. It utilizes the specific interaction between one kind of solute molecule and a second molecule that is immobilized on a stationary phase. For example, the immobilized molecule may be an antibody to some specific protein. When solutes containing a mixture of proteins are passed by this molecule, only the specific protein is reacted to this antibody, binding it to the stationary phase. This protein is later extracted by changing the ionic strength or pH.

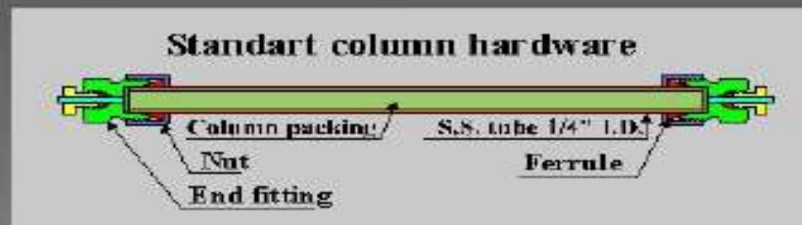


## LIQUID CHROMATOGRAPHIC COLUMN

Smooth-bore stainless steel or heavy-walled glass tubing

Hundreds of packed columns differing in size and packing are available from manufacturers (\$200-\$500)

Add columns together to increase length



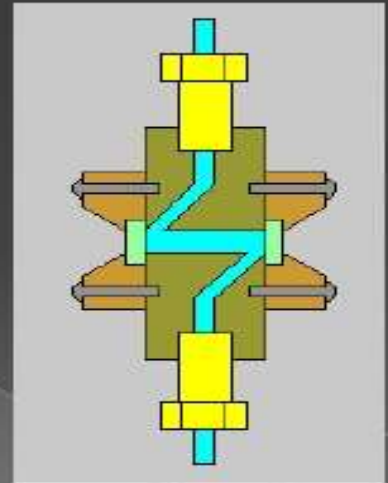
# Sample Injection Systems

- For injecting the solvent through the column
- Minimize possible flow disturbances
- Limiting factor in precision of liquid chromatographic measurement
- Volumes must be small
- .1-500  $\mu\text{L}$
- Sampling loops
  - > interchangeable loops (5-500  $\mu\text{L}$  at pressures up to 7000 psi)



# DETECTOR

- Mostly optical
- Equipped with a flow cell
- Focus light beam at the center for maximum energy transmission
- Cell ensures that the separated bands do not widen



## USES OF HPLC :-

1. This technique is used for chemistry and biochemistry research analyzing complex mixtures, purifying chemical compounds, developing processes for synthesizing chemical compounds, isolating natural products, or predicting physical properties. It is also used in quality control to ensure the purity of raw materials, to control and improve process yields, to quantify assays of final products, or to evaluate product stability and monitor degradation.

2. In addition, it is used for analyzing air and water pollutants, for monitoring materials that may jeopardize occupational safety or health, and for monitoring pesticide levels in the environment. Federal and state regulatory agencies use HPLC to survey food and drug products, for identifying confiscated narcotics or to check for adherence to label claims.

# Pharmaceutica Analytica Acta Related Journals

- Pharmaceutical Regulatory Affairs
- Pharmacovigilance

# Pharmaceutica Analytica Acta Related Conferences

- International Conference and Exhibition on Pharmacovigilance & Clinical Trials
- International Conference and Exhibition on Pharmaceutical Regulatory Affairs
- International Conference and Exhibition on Analytical & Bioanalytical Techniques



# OMICS Group Open Access Membership

OMICS publishing Group Open Access Membership enables academic and research institutions, funders and corporations to actively encourage open access in scholarly communication and the dissemination of research published by their authors.

For more details and benefits, click on the link below:

<http://omicsonline.org/membership.php>



# SIGNATURE

Victoria F Samanidou

Associate Professor of Analytical Chemistry

Laboratory of Analytical Chemistry

Department of Chemistry

Aristotle University of Thessaloniki

GR-54124 Thessaloniki

GREECE

Tel: +302310997698

Fax: +302310997719