



Assessment and Evaluation of the Major Ruminant Feed Resources in Bedele Wereda, Oromia, Ethiopia

Ashenafi Miresa^{1*}, Solomon Demeke² and Gebremeskel Gebretsadik³

¹Department of Animal Science, College of Agriculture and Natural Resource, Mekdela Amba University, Ethiopia

²Department of Animal Science, College of Agriculture and Veterinary Medicine, Jimma University, Ethiopia

³Department of Animal Science, College of Agriculture and Environmental Science, Adigrat University, Ethiopia

Abstract

The study was conducted to assess the available feed resource in Bedele district and evaluate the nutritional quality of the major ruminant feeds. Semi-structured and pre-tested questionnaire was used in data collection on the available feed resource. Representative samples of feed resources commonly used in ruminant animal feeding in the study area during the months of December-February were collected monthly and subjected to laboratory chemical analysis. All the data collected were analyzed using Statistical Package for Social Sciences (SPSS) (version 20). The results obtained indicated that natural pasture and crop residue were the major basal diets in the study area, during the study period. The highest crude protein of 13.44% was recorded from brewery by product and the lowest (1.17%) from maize Stover. The highest fiber contents of 78.20 and 80.03% were recorded from teff straw and maize Stover respectively. The total livestock population and annual feed dry matter yield of the study area was estimated to be about 715.01 TLU and 1198.41 tons respectively. The annual total crude protein yield of the study area was estimated at 0.55 tons. At an estimated annual dry matter and crude protein requirement of 1630.23 and 17.87 tons, there is negative dry matter (481.81 tons) and crude protein (17.32 tons) balance in the study area. The annual metabolisable energy yield of the study area was estimated to be about 0.53% of the annual requirement indicating that strategic supplementation with protein and energy concentrate in the study area is appealing.

Keywords: Ruminant; Feed resources; Nutritional quality; Bedele Wereda

Introduction

Global livestock production over the years has increased consistently and brought about increases in animal numbers FAO. However, these increases in the number of animals have not always been accompanied by an improved availability of livestock feed resources. These may result in overgrazing, erosion, reduced health, and performance [1]. In Ethiopia, inadequate nutrition is one of the major constraints to increased animal production [2]. Animal feeding systems in this country are mainly based on grazed native pastures, which are deteriorating in quantity and quality, which vary seasonally resulting in poor animal performance [3]. Ruminants are mostly fed on low-quality roughages, which are poor in protein, energy, minerals, and vitamin contents. In some parts of the country, foliage from tree species are added to the animal feed to provide nitrogen for rumen microbes during the dry period. This is also the practice in Bedele Zone of Oromia Regional State. The available ruminant feed resources, their nutritional quality and feeding practices in Bedele Wereda are not studied and documented. Moreover, improved animal feeding practices and their respective biological, social and economic feasibility to be adopted by smallholder farmers have not been tested in the Wereda. Information on the quantity of available feed resource, degree and method of utilization and nutritional contents of the available feed resources are important for the purpose of developing appropriate intervention measures. This being the cases the main objective of this research project was to assess the major ruminant feed resource and evaluate their nutritional content and adequacy of the feed resource in terms of the nutrient requirement of the available animal in Bedele Wereda of Oromia Regional State.

Materials and Methods

Description of the study area

The study was conducted in Bedele Wereda (district), Ilu Aba Bora

Zone of the Oromia Regional State located 483 km South West of Addis Ababa. Bedele town has a longitude and latitude of 8°27'N36°21'E with an elevation ranging between 2,012 and 2,162 meters above sea level [4]. The farming system of the Wereda is characterized by mixed crop-livestock production system. The common crops cultivated in the Wereda are teff, sorghum, finger millet, maize, coffee and wheat. The average annual rainfall is 1000-1500 mm and the annual minimum and maximum temperature are 24°C and 26°C, respectively IPMS.

Determination of sample size

The district was stratified into Urban, Peri-urban and Rural Kebeles (Peasant Association). Two Kebeles from each strata were purposively selected based on ruminant animal population. Thus a total of six Kebeles were selected purposively for the study. This was followed by random selection of 30 households from each of the six Kebeles (Table 1). A total of 180 households were used to collect both the primary and secondary data on the major feed resource available in the study areas. The sample size of the participating households was determined using the following formula developed by Slovin.

$$n = \frac{N}{1 + (N \times e^2)}$$

Where: n=Number of samples

*Corresponding author: Ashenafi Miresa, Department of Animal Science, College of Agriculture and Natural Resource, Mekdela Amba University, Ethiopia; E-mail: ashutinamirex633@gmail.com

Received September 16, 2019; Accepted October 05, 2018; Published October 18, 2018

Citation: Miresa A, Demeke S, Gebretsadik G (2019) Assessment and Evaluation of the Major Ruminant Feed Resources in Bedele Wereda, Oromia, Ethiopia. J Fisheries Livest Prod 7: 292.

Copyright: © 2018 Miresa A, et al. This is an open-access article distributed under the terms of the Creative Commons Attribution License, which permits unrestricted use, distribution, and reproduction in any medium, provided the original author and source are credited.

Study Areas	Kebele/(PA)	No. Households	Total
Urban	Kebele 01	30	60
	Kebele 02	30	
Peri-urban	Gema Gameda	30	60
	Kolo Sirri	30	
Rural	Baashuree	30	60
	Lelistuu	30	
Total	6	180	180

Table 1: Selection of the participating households.

N = Total population

e= Error tolerance

Data collection

Single-visit-multiple-subjects formal survey technique was used to collect data with the use of pre-tested, semi-structured questionnaires prepared in local language. The primary data collected included livestock population, the amount of locally available feed resources, feeding practice, supplementation and other related parameters. Secondary data was collected from the District and Zonal Offices with special emphasis placed on the available feed resources in the study area including secondary data required for the estimation of annual and perennial food crops produced and their respective crop residues and by products generated as animal feed. A cross sectional visit of the study area was made for close observation of ruminant animal population and the available feed resource estimation. Focused Group Discussions (FGD) was held with elders, key informants, and development agents and district administrative officers.

Estimation of feed resource

The annual feed dry matter produced was calculated according to FAO 1984. Conversion factors of 2.0, 0.5 and 0.7 tons of DM/ha/year were used for natural pasture, aftermath grazing and forest land, respectively [5]. The annual crop residues produced was estimated by converting crop yield to straw yield in accordance [6] and the total feed dry matter was estimated by summation of DM from the different feed sources. The total ruminant animal population of the study area was expressed in terms of total Tropical Livestock Unit, (TLU) for the purpose of comparing feed requirement and availability according to Jahnke [7].

Feed sample collection and processing

Eight major feed types (rice bran, poultry litter, native pasture, brewers' grains, dried brewery yeast, mill by-product, and teff straw and maize stover) were selected for laboratory chemical analysis based on degree of availability and utility. Representative samples were taken from each selected feed on monthly interval during the study period of December-February. Each sample was bulked together, thoroughly mixed, air-dried and transported to Jimma University College of Agriculture and Veterinary Medicine (JUCAVM) for chemical analysis. All the feed samples were grinded to pass through 1 mm sieve and stored in airtight containers until required for chemical analysis.

Chemical analysis

Dry Matter (DM), Crude Protein (CP), Ether Extract (EE), Total Ash and Nitrogen Free Extracts (NFE) contents were analyzed according to AOAC (1990). The organic matter (OM) was calculated as difference between 100 DM and ash content. Crude fiber (CF) was determined by Pauzenga [8]. Metabolizable Energy (ME) content was estimated using the following equations developed by Pauzenga [8].

$$\%ME \text{ (MJ/kg DM)} = 36 * \%CP + 81.8 * \%EE + 35.5 * \%NFE$$

Statistical analysis

All the data collected were organized with the use of MS-Excels and analyzed using Statistical Package for Social Sciences (SPSS) (version 20). Descriptive statistics such as means, percentages, standard error of mean and frequency distribution was employed to present the data obtained from the household survey.

Results and Discussion

Ruminant feed resources and feeding practice

The results obtained showed that natural pasture and crop residues are the major ruminant feed resources in the study area during wet and dry period respectively. Rhodes and elephant grasses and fodder trees such as Sesbania, Leuceana and tree Lucerne were found to be widely available in Bedele Wereda. Majority (76.7%) of the respondents indicated that fodder trees were more prominent in the rural than in the urban and peri-urban areas of Bedele Wereda. On the contrary, the practice of hay making was found to be common in the urban and peri-urban than in rural areas.

All the respondents of the rural areas noted that, brewery by products (brewers grains and spent yeast) generated by Bedele brewery represent the major feed resources used in the urban areas. The use of supplementary feeds was reported to be rare in both rural and peri urban areas whereas it was widely practiced in urban Kebeles, possibly attributed to accessibility and awareness on the role of supplementation. Feed availability (except the brewery by-products) was subjected to seasonal variations in all the study areas and all the respondents indicated that feed shortage occurs in dry season (Table 2). The results obtained showed that the contribution of communal grazing land to the feed resource has generally been reduced due to increase in human population and conversion of grazing land into crop land in the rural and peri urban areas. Similar finding were reported by Worku and Belay [9,10] from a survey conducted in Sekota District and Jimma town respectively.

Feeding practices

Ruminant animal feeding systems in the study area are shown in (Figure 1). About 70.3% of the urban respondents reported to have used individual and indoor feeding (confined in the house) system with the use of industrial by-product including by-products from local milling. According to 87.65 and 72.76% of the respondent of peri-urban and rural areas, their feeding system is dominantly based on grazing. On the contrary about 62.75% of the respondents of peri-urban areas reported to have employed tethering system of ruminant animal feeding. About 91.67% of the respondent indicated that supplementary feeding with the mixture of table salt and *atella* (by-product of traditional beer) is

Types of feed	Season					
	Wet season			Dry season		
	Urban	Peri urban	Rural	Urban	Peri urban	Rural
Natural pasture	X	Xx	Xx	X	X	X
Fodder trees	-	X	Xx	X	X	X
Standing hay	-	X	X	-	X	X
Hay	X	X	X	Xx	X	X
Stubble grazing	-	X	X	-	X	X
Crop-residue	-	X	X	X	X	X
By- products	Xx	X	-	Xx	X	X

Table 2: Availability and seasonal variation of major feed resource in the study area x: fair availability of feed, Xx: good availability of feed and -poor availability of feed.

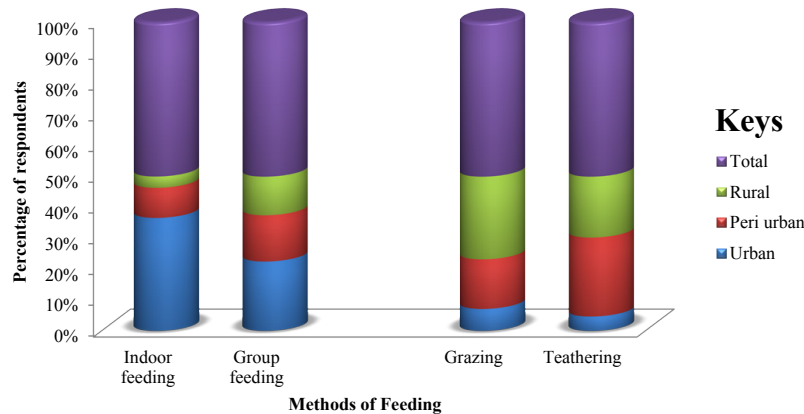


Figure 1: Methods of livestock feeding.

common in urban kebeles, but occasional in peri urban and rural areas. Purchased concentrates and industrial brewers grains are the major source of supplementary feed source in urban and peri urban Kebeles. Supplementary feeds are not at the reach of rural areas, mainly due to high market price, inaccessibility and limitations in transportation. Milking cows are given priority in receiving supplementations. About 78.3% of the respondents of rural and peri urban areas reported to have used browse trees as feed during the time of feed shortage. About 48.3% of the respondents of peri-urban areas reported to have purchased mill by products to be used as supplementary feed in combination with brewers' grain during the severe dry period. About 85% of the respondents reported to have experienced feed shortages during dry seasons. The adopted risk minimization at the time of dry season feed shortage were reported to include increasing the use of agro-industrial by-products, concentrate mix, conserved hay, purchased green feeds and reduction herd size. The first three strategies were common in urban areas whereas reduction in herd size either through selling or giving to relatives on temporary bases is the common practice in rural and peri urban areas. The results of this study was in agreement with that of [11] who reported similar results from the survey conducted in Jimma town.

Improved forages were not common in the study area, attributed to land shortage. About 22.2% of the respondents reported to have practiced planting forage trees in the vicinity of family dwellings. According to 87% of the respondents of rural areas, there is lack of awareness on the advantage of the use of forage trees as animal feed.

The major crop residues used as livestock feed in the study area comes from maize, teff, barley, millet, sorghum and pulses. Almost all the respondents of urban kebeles reported to have store crop residue and hay under a shade by stacking. In rural and peri urban kebeles maize and teff straw are baled as dry period feed, fed after chopping (mainly for maize), treating with salt and mixing with the by-product of local brewers grains (*attella*). During dry period unherded grazing system is practiced, while paddock and tethering animals are common during wet season in rural and peri urban areas. On the contrary zero grazing was reported to be the most commonly used feeding system in urban areas.

The results of the study also indicated that leaves of browse trees are traditionally used as animal feed during period in peri urban and rural areas. The most common browse tree in the study area included *Vernonia amygdalina*, *Acacia* species, *Pygeum africana*, *Strychnos henningsi* and *Entada abyssinica*. According to 68.3% of

the respondents of peri urban and rural areas leaves of browse trees and shrubs are offered either suspended on other trees (lopped down), holding by hand or by putting on the ground.

Buying and selling of ruminant feed

About 76.67% of the respondents indicated that animal feed could be sold and purchased in Bedele Wereda. There is practice of renting pasture land from rural farmers to be used for grazing and hay making. The tradition of hay making is not widely practiced in rural areas. About 96% respondents of the urban area indicated that there are possibility of purchasing natural pasture from school compounds, church yards and other public holdings. Urban respondents reported to have purchased standing pasture before cutting or harvesting based on area coverage.

About 72% and 75% of the respondents of peri-urban and rural areas reported that they had their own natural pasture land for hay preparation respectively. Urban and peri urban farmers indicated to have purchased crop residue (straw) from rural farmers. Brewery by products (brewer's grain and yeast) is the most widely sold animal feed in urban areas. Brewery by-product is not common in the rural areas since it is high in moisture content, perishable and difficult for transportation and storage. Industrial brewer's grains are commonly fed in combination with table salt. "*atella*" is name of by-product of traditional brewing of beer (*tella*) and distilling of alcohol (*Katikala*). Both *atella* and poultry litter (from poultry farm) are saleable and widely used animal feed resource in urban area of the study area.

Farmers' perceived ranking of feed resources

The results of the farmer's perceived ranking of feed resource are shown in Table 3. According to the respondents, grazing natural pasture and crop residues was ranked as the first and second most important feed resource respectively. The respondents ranked conserved hay of native grasses and legumes as the third most important feed resource in the dry seasons. Industrial by product obtained from Bedele brewery factory (brewery grains and spent yeast) were the fourth important and widely used feed resource in the study area. Non-conventional feed such as sugar cane top, khat (*Catha edulis*) leaf, banana and enslet leaves and *atella* had the lowest ranking by the farming community.

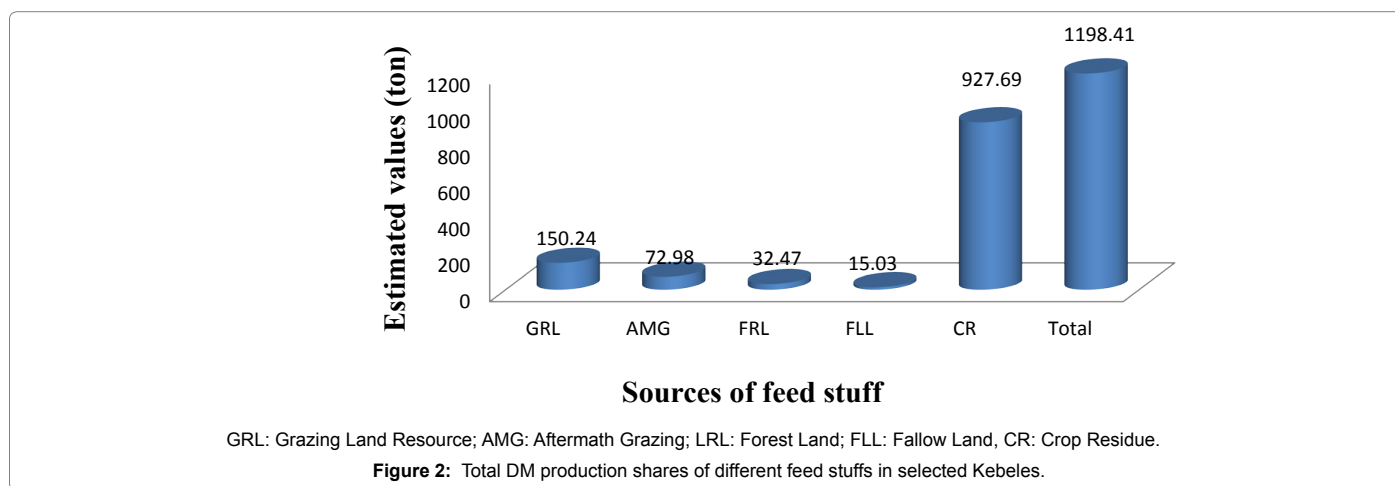
Estimated annual feed availability

A total of 1198.41tons of feed dry matter was calculated to be produced/year at the study areas (Figure 2). About 77.41, 12.52, 6.1,

Feed resources	Ranked (Number of responses)					(Rank) mean index
	Rank 1	Rank 2	Rank 3	Rank 4	Rank 5	
Grazing	98	47	20	15	12	0.289 (1)
Hay	12	27	78	22	37	0.177 (4)
Crop residue	20	76	40	31	9	0.220 (2)
l. by-product	50	30	33	20	25	0.198 (3)
N.C. feed	-	-	12	92	97	0.117 (5)
Total	180	180	180	180	180	1.00

Index = [(5 × number of responses for 1st rank + 4 × number of responses for 2nd rank + 3 × number of responses for 3rd rank + 2 × number of responses for 4th rank + 1 × number of responses for 5th rank)] divided by (5 × total responses for 1st rank + 4 × total responses for 2nd rank + 3 × total responses for 3rd rank + 2 × total responses for 4th rank + 5 × total responses for 5th rank)

Table 3: Major feed resources as ranked by farmers.



2.7 and 1.1% of the total annual feed dry matter came from crop residue, natural pasture, after math grazing, forest land and fallow land respectively. About 49 and 29.5% of the total annual crop residue was calculated to be obtained from maize and sorghum straws, Variation of DM yield obtained from crop residue might be attributed to the difference, amount and types of food crop cultivated in the district. The total DM obtained from natural pasture in the current study was lower than that reported by Yadessa et al. [12] from Meta Robi district but higher than that reported by Zinash [13] from Sekota district. The proportion of crop residues used as animal feed was higher as compared to the other feed types in the study district. The result of this study was in agreement with that of Yeshitila et al. and Yadessa et al. [14,15] who reported that crop residues accounted for 78.72 and 76.2% of the total annual dry matter yield in most parts of the country respectively.

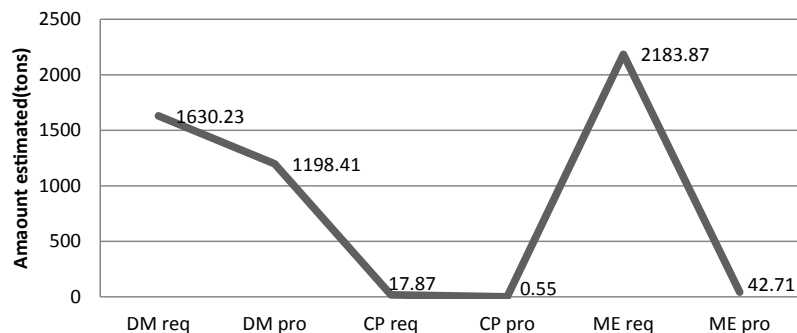
Ruminant feed and nutrient balance

The total ruminant livestock population of the study area was estimated to be about 715.01 TLU. The dry matter requirement of the ruminant population of the study area was also estimated at 1630.23 tons per annum. According to (Figure 2), the total annual feed dry matter production of the study area was about at 1198.41 ton DM showing a deficit of 481.81 ton, the annual dry matter requirement of ruminant animal population of urban. Peri-urban and rural areas of the study district was 417.1, 547.18 and rural 665.94 tons respectively, indicating the feed dry matter requirement of rural areas was higher than the others attributed to the relatively large number of livestock population in the rural areas. A total of 0.55 and 42.71 tons of crude proteins metabolizable energy was calculated to be produced annually in the study areas. As compared to 17.87 and 2183.87 tons crude protein and metabolizable energy calculated as requirement of the available ruminant animal population of the study area, indicating

negative crude protein and energy balance of -17.32 and -2141.16 tons/ annum respectively (Figure 3).

Chemical composition of selected feeds

Chemical composition and estimated metabolizable energy contents of selected feeds commonly used in the study area are given in Table 4. The feeds subjected to laboratory chemical analysis and estimation of energy value included rice bran, poultry litter, grass hay, brewers grains, dried brewery yeast, mill by product, teff straw and maize stover. The general tendency is that the chemical composition of feed varies based on harvesting time, agro climatic conditions, cultural practices and post-harvest processing and storage conditions [16]. The dry matter content of the selected feed material ranged from 90.12 - 95.59%. Percentage composition of ash of dried brewery yeast (27.08%) and maize stover (3.16%) were the highest and lowest respectively. Brewer's yeast had the highest crude protein content (17.70%) followed by dried brewer grain (13.44%) indicating that brewery by-product could be used as protein supplementary protein concentrate in the study area. With the exception of poultry litter, the crude protein content of all the other feeds was lower than that set as a minimum level of nitrogen (7%) required to limits intake [17,18]. The crude protein content of rice bran, mill by product and grass hay was also found to be less than the optimum crude protein requirement for maintenance of ruminant animal. The crude fibre content of all the crop residues analyzed was above 65%. Roughage with a fibre content of less than 45, 45 to 65 and higher than 65% are categorized as high, medium and low quality feeds respectively [19]. The crop residues analyzed in the current study could be categorized as low quality roughages that may inflict limitations on animal performance [20-22]. The fiber content of grass hay (65.49%), teff straw (78.20%) and maize stover (80.03 %), all the values of which were higher than 65% are low



(DM: Dry Matter; CP: Crude Protein; ME: Metabolisable Energy; Req: Requirement; Pro: Produced)

Figure 3: Estimated balance between nutrient supply and requirement for TLU.

Feed stuff	Chemical composition (%DM)						Nutritive Value
	DM	Ash	OM	CF	EE	CP	
Rice bran	92.40	24.09	75.91	46.19	11.45	6.01	11.91
Poultry litter	90.79	17.33	82.67	48.25	0.82	11.04	5.34
Grass hay	93.77	11.06	88.94	65.49	1.22	3.07	2.28
Dried brewery yeast	90.12	27.08	72.92	28.50	0.70	17.70	7.99
Mill by product	90.23	18.78	81.22	39.20	3.75	6.65	5.88
Brewers grains	92.20	22.62	77.38	63.20	8.26	13.44	12.43
Teff straw	93.35	9.81	90.19	78.20	1.62	7.00	4.24
Maize stover	95.59	3.16	96.84	80.03	0.73	1.17	1.27

ME*: Metabolisable Energy MJ/kg DM

Table 4: Composition and nutritive value of selected feeds in the study area.

quality roughage feeds. Dried brewery yeast and mill by product had the lowest crude fibre content (28.50-39.20%) are categorized as high quality feed. Rice bran (46.19%), poultry litter (48.25%) and brewer's grains (63.20%) were categorized as medium quality feed resource [23]. Low metabolizable energy values (1.27-2.28 MJ/kg) was recorded from maize stover and grass hay and might require chemical treatment as suggested by Owen and Jayasuriya [24]. Brewery grains, rice bran and dried brewery yeast had the highest energy content ranging between 12.43, 11.91 and 7.99 MJ/kg. The difference in metabolizable energy content of the feedstuffs studied reflects the different contents of fermentable carbohydrates and available nitrogen.

Summary and Conclusion

The major feed resource of the study area consists of crop residues, natural pastures, hay, fodder trees, and brewers by products. The study area was characterized by negative crude protein (27.45 tons) and metabolizable energy (63.52 MJ) balance annually. The crude protein contents of the available feeds range from 1.17 to 17.70%. Brewer's yeast, brewery grains and poultry litter with crude protein content of 11-17.70% represented feeds with fairly higher protein in the study area. The relatively lower protein content of the feeds of the study area might be due an extended storage, low rate of nitrogen fertilizers application, stage of harvesting and processing and storage conditions. The lower crude protein contents of the feed resource of the study area could be compensated through the use of supplementary protein concentrate. The general tendency seems to indicate that the number of livestock and the available feed resources do not match to support profitable livestock production in the study areas. The primary focus needs to be improving both the quantity and quality of the existing feed resources.

Recommendation

The following recommendations can help to improve the quantity

and quality of feed resource available for ruminants in the study area:-

- If studies on the feasibility of providing strategic supplementation of protein and energy concentrates on the top of improving the current practice of utilization of brewery by-product and poultry litter both of which are widely available in the study area?
- Practicing simple and better degree of feed conservation such as hay making to cope up with the critical feed shortage during the dry period.
- Awareness creation through the local agricultural extension structure on the role of feed conservation and strategic supplementation aimed at correction of critical nutrient deficiencies.

References

- Kaasschieter GA, De JR, Schiere JB, Zwart D (1992) Towards a sustainable livestock production in developing countries and the importance of animal health strategy therein. *Veterinary Quarterly* 14: 66-75.
- Sere C, Ayantunde A, Duncan A, Freeman A, Herrero M, et al. (2008) Livestock production and poverty alleviation-challenges and opportunities in arid and semi-arid tropical rangeland based systems. *Food Secu* 5: 751-767.
- Mengistu A, Amare S (2013) Integrated Livestock Development and Project (ILDLP). Livestock Feed Resources survey, North Gondar, Ethiopia.
- BWARD (2016) Annual report, Ilu Aba Bora zone, Ethiopia.
- Food and Agricultural Organization FAO (1989) The state of food and agriculture.
- DeLeeuw PN, Tothill JC (1990) The concept of rangeland carrying capacity in Sub-Saharan Africa-myth or reality. *J Pastoral Development Network Paper*. Overseas Development Institute, London. 20: 193-203
- Jahnke HE (1982) Livestock Production Systems and Livestock Development in Tropical Africa, Kieler Wissenschaftsverlag Vauk Kiel, Germany.
- Pauzenga U (1985) Feeding Parent Stock. *Zootecnica International* The state of Queensland, Department of Agriculture and Fisheries.

9. Duguma B, Janssens GP (2016) Assessment of feed resources, feeding practices and coping strategies to feed scarcity by smallholder urban dairy producers in Jimma town, Ethiopia 5: 717
10. AOAC (Association of Official Analytical Chemists) (2014) Official methods of analysis. 13thedn. AOAC, Washington DC, USA. Tropical and Subtropical Agroecosystems, 17: 539-546
11. Girma C, Yoseph M, Mengistu U (2014) Feed Resources Quality and Feeding Practices in Urban and Peri-Urban Dairy Production of Southern Ethiopia.
12. CSA (Central Statistical Agency) (2014) Agricultural Sample Survey 2013/14. Report on Livestock and Livestock Characteristics, Volume II, Statistical Bulletin, 532. Addis Ababa, Ethiopia.
13. Yadessa E, Ebro A, Fita L, Asefa G (2016) Livestock feed production and feed balance in Meta Robi District, West Shewa Zone, and Oromia Regional State, Ethiopia.
14. Owen E (2000) Axford RFE, Ohmed HM. eds. Forage evaluation in ruminant nutrition, CABI Publishing, Wallingford, UK.
15. FAO (Food and Agriculture Organization of the United Nations) (1984) Assistance to land use planning in Ethiopia. Livestock production and feed resources. UNDO/AO, Technical report 6.
16. ILCA (International Livestock Center for Africa) (1990) Livestock systems research manual.No.12, section 1. Working document, Addis Ababa, Ethiopia.
17. Kossila V (1984) Location and potential feed use, FAO Rome Italy.
18. Milford R, Minson DJ (1966) The relation between the crude protein content and the digestible crude protein of tropical pasture plants. *J Br Grassl Society* 20: 177-183.
19. Singh, Oosting (1992) A study of forage yield and nutritive value of natural pastures at varying levels of maturity in North West Lowlands of Ethiopia.
20. Slovin (1960) Presents a formula to determine the size of a sample ($n=N/(1+Ne^2)$).
21. Van Soest PJ, Robertson JB, Lewis BA (1991) Methods of dietary fiber, neutral T fiber and nonstarch carbohydrates in relation to animal nutrition. *J Dairy Sc* 74: 3583-3597.
22. Winrock International Institute for Agricultural (1992) Assessment of Agriculture in Sub-Saharan Africa. Winrock: Morrilton, Arkansas Africa.
23. Admassu Y (2008) Assessment of Livestock Feed Resources Utilization in alaba woreda, Southern Ethiopia, Thesis Haramaya University. Haramaya, Ethiopia.
24. Worku Z (2015) Assessment of livestock production practices and feed resources in peri urban and rural areas in waghimra zone sekota district thesis, Haramaya University Ethiopia.