

Processing of Gattar Pilot Plants Tailing Piles for Removing Residual Uranium, Eastern Desert, Egypt

Reda Gazala A and Mohamed Nagar S*

Nuclear Materials Authority, PO Box 530, El-Maadi, Cairo, Egypt

Abstract

Gattar uranium mineralization in eastern desert is of comparatively low grade containing about 300 ppm uranium. A pilot plant for leaching of uranium and produce commercial yellow cake was set up in 2000. A huge amount, of residues resulted during leaching process with uranium assay about 85 ppm uranium. The present study was performed mainly to leach of uranium from the already present residues resulted from previous uranium vat leaching from gattar uranium mineralization. Vat leaching, is a static process in which the mineralized granite is crushed, disposed in vats and irrigated with a sulfuric acid solution with proper concentration to leach the uranium. The flowsheet adopted is of sulfuric acid leach-ion exchange process, the leaching was optimized to leach uranium with low acid concentration. Uranium is finally recovered by precipitation with sodium hydroxide. The uranium leaching from the residues (tailings) were examined by re-crashed coarse size via a batch experiments as a function of contact time, grind size, L/S ratio and lixiviant concentration at ambient temperature. To verifying the feasibility of uranium leaching in large-scale applications, column leaching of uranium was carried out. The results indicate the feasibility of treating the residue of the vat leaching through dynamic leaching. recovery of about 83% of uranium in the residue was obtained using a 1.5%w/w consumption of acid, grain size is <10 mm and total liquid-solid ratio is 0.8 m³/t.

Keywords: Residue; Uranium; Leachability; Granite

Introduction

Heap leaching is useful for the treatment of low-grade dumps, and for small mineralized bodies located at a considerable distance from conventional processing facilities. Heap leaching does not require a large capital expenditure for equipment. Agitation and liquid-solid separation equipment are also not needed in heap leaching operation, since solution effluent from the pile is usually clear.

The rise in uranium prices has resulted in renewed exploration, expansion and construction of new projects such as Langer Heinrich (Namibia), Keyelekera (Malawi), Ezulwini (South Africa), and Buffelsfontein (South Africa). There is also renewed focus on exploration of previously uneconomical ores and wastes such as Rossing (heap leaching of low grade ore) and Buffelsfontein (treatment of pyrite-gold tailings). Expansion through heap leaching is being investigated at Ranger (Australia) and construction of a heap leach plant at Arlit (Niger) [1].

Heap leaching has become an important processing technique in uranium ore processing industry in China, due to the advantages such as lower capital expenditure, simpler techniques and shorter construction period [2,3].

Besides, in heap leaching the relatively coarse size of the left tailings can help in minimizing dusting and wind erosion problems but recent experimental evidence suggests that in fact leaching from large particles occurs only at the surface and hence low recovery were considered increasing amounts of uranium that have been released to the environment [4].

Solution purification and precipitation facilities may be used in a mobile or portable facility to produce a product suitable for shipment [5].

In Gattar experimental pilot unit for yellow cake preparation from mineralized granite of Gattar area (Eastern Desert, Egypt), The process has actually involved the uranium mineralization loading into vat

leaching pad using the percolation technique. In this procedure, the distribution of the solution can be controlled during percolation leaching; in manure that uranium extraction is good and tend to be higher than that in heap leaching. From the obtained pregnant leach liquor, uranium was recovered via anionic exchange resin to be finally precipitated as sodium diuranate. The vat leaching applied upon the relatively coarse size; a matter which would help in minimizing both dusting and wind erosion problems. It has to be indicted herein that many variables can affect the results obtained from vat leaching in Gattar project, but the most important variable are the coarse size and solution distribution within the uranium mineralization bed. On the other hand, it is also necessary to indicate that the input uranium mineralization used in the leaching vat assays 300 ppm uranium in average and its grain size ranged from 50 to 10 mm. The leaching efficiency in Gattar unite ranged from 65-70%. low recovery was considered increasing amounts of uranium that have been released to the environment. This low leaching efficiency although leaching time for the heap pad reach to 73 days can be related to the large grain size of the ore. Recent experimental evidence suggests that in fact leaching from large particles occurs only at the surface and in subsurface regions, which are accessible from the surface by cracks and pores [6-9]. Another important process at the particle level is the transport of reactants to, and reaction products from, reaction sites within the particle. This process is diffusion governed, and is limited by the size and porosity of the ore particle, the diffusion gradient, and the diffusivity of the species. Finally, at the grain scale, the chemical and

*Corresponding author: Mohamed Nagar S, Nuclear Materials Authority, PO Box 530, El-Maadi, Cairo, Egypt, Tel: 00201092622782; E-mail: mf_nagar@yahoo.com

Received December 19, 2017; Accepted December 27, 2017; Published December 31, 2017

Citation: Gazala RA, Nagar MS (2017) Processing of Gattar Pilot Plants Tailing Piles for Removing Residual Uranium, Eastern Desert, Egypt. J Anal Bioanal Tech 8: 392. doi: [10.4172/2155-9872.1000392](https://doi.org/10.4172/2155-9872.1000392)

Copyright: © 2017 Gazala RA, et al. This is an open-access article distributed under the terms of the Creative Commons Attribution License, which permits unrestricted use, distribution, and reproduction in any medium, provided the original author and source are credited.

electrochemical interactions at the grain surface determine the leaching kinetics [10]. This paper presents the study of the leaching process for the recovery of the uranium present in the residues of the vat leaching from Gattar area.

Experimental

Chemical characteristics of investigated material

To make the uranium residue more susceptible to high uranium extraction by leaching, solid residue must be crushed and grounded to produce particles size -0.2 mm that can be readily slurred and to expose the uranium minerals to the lixiviant. The chemical composition of the samples of the uranium mineralization studied was determined in Nuclear Material Authority (NMA). The basic components of the ores are specified in Tables 1 and 2. The uranium and accompanying elements was determined by using inductively coupled plasma [11] and volumetry of H_2SO_4 - $TiCl_3$ - NH_4VO_3 [12].

Leaching processes

Agitation leaching test: The lab scale leaching tests were conducted on Gattar residue of 85 ppm uranium by taking 10 g sample in each experiment. Leaching tests were carried out by varying one parameter at a time, keeping other leaching conditions constant for a period of 4 hours. Temperature at room temperature, liquid to solid ratio changed to 0.5, 1.0, 2.0 and 3.0 solid, grind size grounded of $-20\sim+10$, $-10\sim+5$, $-5\sim+2$ and -2 mm and lixiviant sulphuric acid solution with concentration range from 10-60 g/L. The reactor volume decreased by 5 ml each time a sample was taken for uranium concentration analysis. Solid residue was washed with acidified water twice then dried in oven at $110^\circ C$ and then analyzed for unleached uranium to know leachability at fixed time intervals.

Column percolation leaching: All types of leaching experiments were performed in polyvinyl chloride (PVC) columns: 10 cm internal diameter (D) and 125 cm height (H), H/D ratio about 12.5. In percolation leaching the ratio of the internal diameter of the column (D) to the particle size of ore (d) is significant. The ratio $D/d > 10$ must be established [13] to avoid the solution running down along the walls of the column. Packing of these columns were divided into three different size fractions: $-10\sim+5$ mm 26% w/w, $-5\sim+2$ mm 24% w/w, -2 mm 50% w/w and the height of the loaded mineralization was measured to be 900 mm. The drip irrigation method was used. The daily irrigation time of leaching was 10 h and the sprinkling flow rate, was 0.8 L/h. The leaching was carried out at room temperature. The leach solution was

collected to determine volume, uranium concentration and pH value. When the uranium concentration in the leach solution was below 10 mg L^{-1} , the leaching was completed, and the leached residue was collected to determine the content of uranium. For the control, 10-30 g $L^{-1} H_2SO_4$ was used for the leaching of the same uranium ore under the same conditions.

Analysis methods of uranium (Volumetric): Uranium was analyzed in the corresponding aqueous phases using Arsenazo III reagent under different conditions [14]. For this purpose, a Lambda UV/VIS spectrophotometer (Perkin-Elmer, USA) was used. The reagent H_2SO_4 , AR, 6 mol/L; Titanium Chloride, AR, ($TiCl_3$) 15-20%; Sodium nitride, 15%; The urea, 40%; O-Phenanthroline ferrous indicator, 0.15 g O-Phenanthroline and 0.07 g ferrous sulphate heptahydrate dissolved in 100 ml H_2O . Uranium standard solution and ammonium vanadium acid standard solution [12].

Results and Discussion

Uranium distribution in residue (tailing)

According to Ficks Law [15], the mass transfer rate of lixivants diffusing to unit area of mineral can be written as:

$$V_D = d[A]/dt = D\{[A] - [A_i]\}/L = K_D\{[A] - [A_i]\}$$

V_D : Diffusing rate, [A]: Concentration on the surface of mineral. [A_i]: Lixiviant concentration on the surface of mineral. L: Thickness of diffusion layer. D: Diffusion coefficient. K_D : A constant of diffusion or mass transfer, $K_D = D/Lt$: Leaching time.

Small particle size ore has a big specific surface area, more uranium minerals in small particle size ore can be exposed on its surface than those in big particle size ore, the thickness of diffusion layer of small particle size ore is small, so it has a high diffusing rate. The leaching rate is proportional to diffusing rate. During leaching, feed ore should be controlled below a definite size, one of the main purposes of laboratory study is to obtain the optimum particle size. Four types of particle sizes of GII uranium residue have respectively been studied in this test. The experimental results are shown in Table 3. The test results mentioned above indicate that particle size has a notable effect on leaching efficiency. Regarding to GII residue, the uranium extraction (based on solution) of $-50\sim+20$ mm residue sample is 160 ppm, but the leachability of uranium from $-5\sim+2$ mm residue sample is 55 ppm. So, the average concentrations in the residue after grinding to -2 mm was 85 ppm.

Oxide	SiO ₂	Fe ₂ O ₃	FeO	TiO ₂	CaO	MgO	Al ₂ O ₃	MnO	Na ₂ O	K ₂ O	P ₂ O ₅	LOI
Wt, %	75	1.83	0.33	0.11	0.9	0.16	10.4	0.01	1.2	3.9	0.3	1.9

L.O.I.=Loss on ignition

Table 1: Chemical characteristics of G-II Uranium residue.

Element	Cu	Mo	Ni	Pb	Zn	Zr	Nb	Ba	U
Ppm	65	222	105	270	390	198	25	241	85

Table 2: Trace elements analysis of G-II Uranium residue.

	Particle size	Grade of residue,
	mm	mg/kg
GII-	$-50\sim+20$	160
	$-20\sim+10$	90
	$-10\sim+5$	75
	$-5\sim+2$	45

Table 3: Uranium distribution in residue (Analysis of particle size of tailings is provided in Table after grinded to -2 mm).

Agitation leaching tailings

For the sample from the vat leaching residue, the process variables investigated were: liquid/solid ratio, stirring time, type of leaching solution, ore particle top size and temperature.

Effect of particle size

The influence of particle size of ore on the efficiency of uranium leaching process was studied preliminary tests of leaching of un-ground ores were conducted in stirring vessels with 40 g/l solution of H_2SO_4 (Table 4). Six fractions with different granulations were tested: -0.2 mm, 0.2-0.4, 0.4-0.63, 0.63- 1.0, 1.0-5 and 5.0-10 mm. Under above conditions, small evident influence of particle size on the metal leaching efficiencies was observed in the size ranged between 6.3-0.2 mm (Table 4). Usually, the literature shows that the decrease in particle size enhanced mineralogical and elemental distribution within the sizes and interaction of the minerals/phases within the ore. In the main time the influence of particle size on the uranium leaching efficiency was observed in the size ranged between 20 to 1.0 mm as shown in Table 4. Thus -6.3 mm size was the optimum size.

Effect of stirring time

Stirring time should be experimentally chosen based on the characteristics of the ore e.g., type of mineralization, particle size (-6.3 mm) and leaching conditions. In this work, the time of leaching was changed from 15 min to 120 min in a series of tests under the same conditions. As it can be seen in Figure 1, after 60 min no increase of uranium leaching was observed. Thus 60 min was the optimum leaching time.

Acid concentration

Selection of the optimum acid concentration is one of the most important phases of laboratory leach tests. Unless very high free acid concentrations are required (>10 g/L), suggesting that the gangue is relatively un reactive, experiments conducted under conditions of controlled pH are the most useful. Accurate control (to ± 0.1 pH unit or better) is essential as the reactivity of certain gangue minerals (e.g., chlorite) is extremely sensitive to acid concentration [16]. In sulphate solution, the maximum dissolution rate of UO_2 occurs at pH [17]. For

Grain class size, mm	Leaching efficiency, %
+20	47.8
20-10	58
10- 6.3	81.5
6.3- 1.0	84
1.0-0.4	85
0.4-0.2	85

Table 4: Effect of grain size upon leaching efficiency of uranium from Gattar residue.

other uranium minerals, a lower pH is usually required to achieve a satisfactory leaching rate.

The leaching efficiency as functions of leaching times and acid strength are displayed in Figure 2. The extraction of uranium increases steadily in the first 15-60 min of leaching. From 60 min to 240 min of leaching, the extraction rate of uranium became nearly constant for all acid concentrations. A plot of the percentage of leached uranium against sulphuric acid concentration are presented in Figure 2 on the condition that 10 g of uranium mineral ore was leached for 1.0 h at room temperature. The results indicated that the dissolution of uranium into liquid, increased rapidly with increasing in concentration of sulfuric acid from 10 to 20 g/l. The leaching recovery proportionally increased from 70% to 84% when increasing acid concentration between 20 to 60 g/l, uranium extraction degree increased only for 3%. It was explained that further increasing of acid concentration slightly effect for recovery of uranium but significantly for consumption. Based on this test, the optimal concentrations of sulphuric acid for recovery uranium is 20 g/l.

Effect of solid/ liquid ratio

Selection of proper liquid to solid ratio (the volume of lixiviant to weight of ores) is important for optimization the leaching process. The effect of the liquid to solid ratio depends on e.g., grain distribution and free surface. For this reason, it was necessary to test the effect of liquid to solid ratio on leaching operations of Gattar residue. This effect was significant as it shown on Figure 3. The above results indicate that the liquid-solid ratio after 0.5:1.0 does not have remarkable effect on dissolution rate of uranium. Thus L/S 1:1 ratio was the optimum liquid-solid ratio.

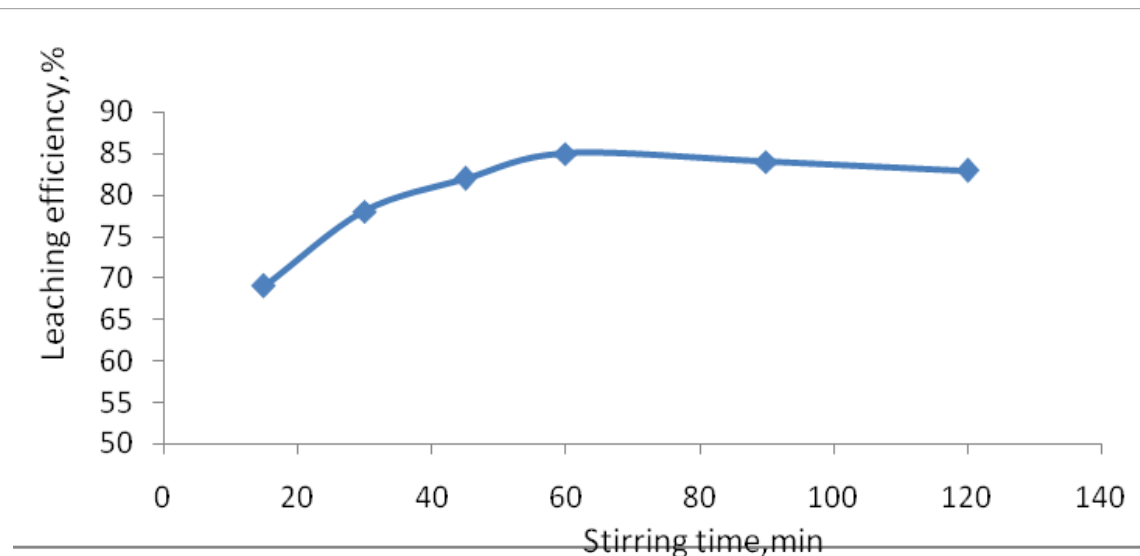


Figure 1: Uranium leaching efficiency (%) as a function of stirring time (min).

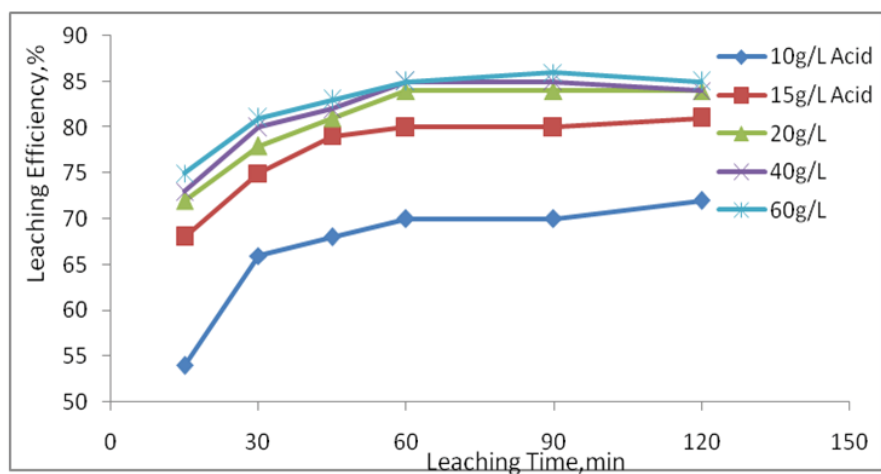


Figure 2: The relationship between leaching times and Leaching efficiency at different acid concentration.

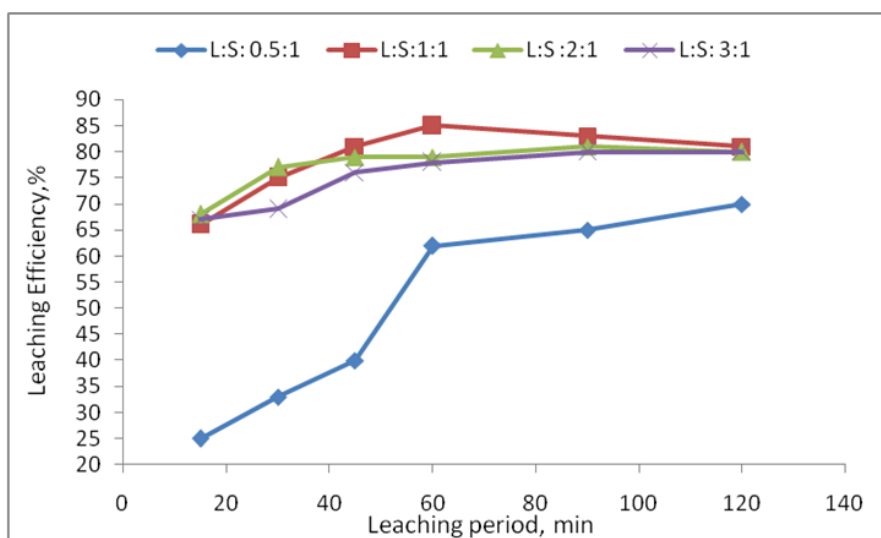


Figure 3: Effect of liquid to solid ratio on leaching efficiency.

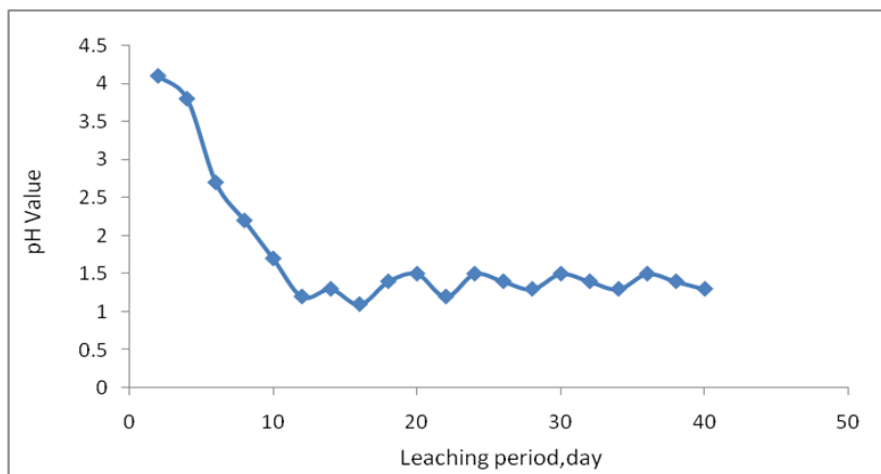


Figure 4: Variation of pH of leach solution with time.

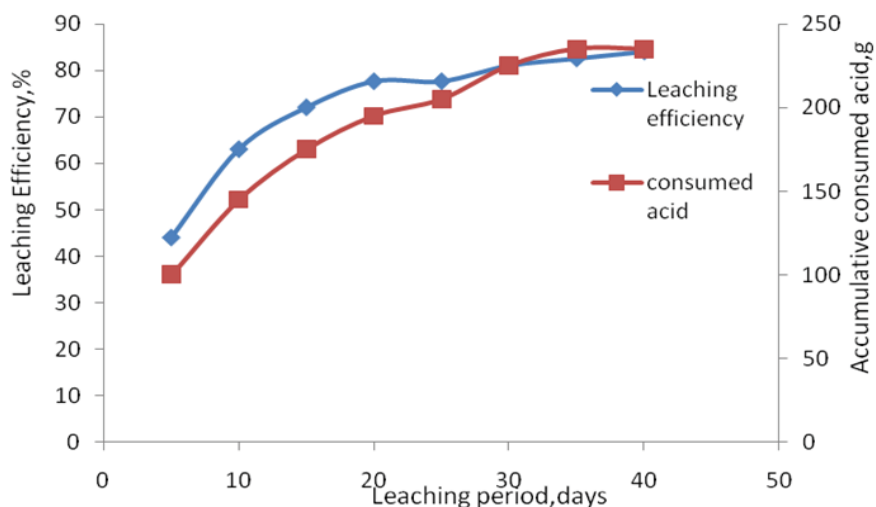


Figure 5: Variation of Leaching efficiency and acid consumption with leaching period.

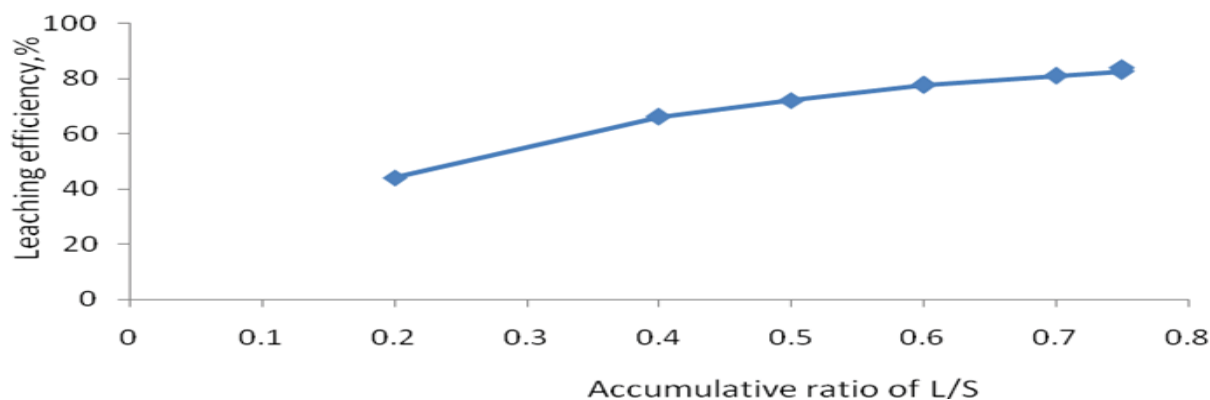


Figure 6: Relation between the leaching efficiency and L/S of column leaching.

Column leaching test

During the column leaching process with H_2SO_4 , the pH value of the leach solution declined rapidly and was then maintained at 1.5 after 5 days as in Figure 4, the higher pH at the beginning was a reason of remaining washing water in the column. The uranium recoveries were 83.90%. The majority of iron element was in the ferric state when the oxidation potential was over 400 mV, which was more favorable for uranium leaching [18]. On the first three days, the uranium minerals on the surface of the ores were dissolved quickly by H_2SO_4 , and the uranium concentration in the leach solution increased rapidly to its maximum. H_2SO_4 could only react with U(VI) to form soluble complexes [19].

When the uranium minerals on the surface of the ores were almost dissolved, the leaching agents could be accessible to the uranium minerals left through the micro fissures and micro pores within ore particles. In this stage H_2SO_4 diffused slowly into the inner parts of the ore particles via the micro fissures and micro pores and then reacted with the accessible uranium minerals within the ore particles [20]. As a result, the uranium concentration in the leach solutions were maintained at the relatively low levels from the 2nd to 4th day.

The column leaching process extended for 38 days giving total

leached uranium attaining about 1.09 g in 9.8 L pregnant solutions with leaching efficiency about 83.9% while the total uranium content in 15 kg residual inventory to 1.3 g. Their cumulative results are shown in the Figure 5. From Figure 5, it is evident that accumulative amount of H_2SO_4 acid equivalent to about 230 g was required for leaching 15 kg residue ore quantity. This indicates that each kg ore consumed 15.3 g acid in the same time the liquid/solid ratio was 0.75 as shown in Figure 6. Leaching process was stopped when the concentration of uranium in the leachate solution decreased to less than 20 ppm.

Conclusion and Recommendation for Future Work

Uranium is extracted effectively from the pre-treated uranium-bearing granite ores after re crushing to -10 mm, using 20 g/l lixiviant sulphuric acid. The dissolution of uranium in the column under acid leaching conditions reached a maximum value of 83.9%. Obviously economic process point of view in plant increase in sulphuric acid to 40 g/l is costlier than minor increase in leachability. Leachability was slightly higher with ore grind size of <-6.3 mm, however excess grinding is not economical as grinding is the most expensive step in uranium processing. For pilot plant process in future, while conducting percolation or heap leaching studies on a large scale of uranium

extraction from residue, economic aspects of uranium recovery must be kept in view and studies on a large scale and putting up of a large plants should be undertaken only after economic feasibility studies have been made.

Acknowledgements

The authors are thankful to Prf. Khalid Fouad Mahmoud, Chairman of Yellow Cake refining Department and supervisor of Uranium Extraction Project, Qattar, Egypt for his constant encouragement and interest in this work.

References

1. Taylor A (2008) Review of Uranium industry developments in 2007-2008. ALTA Uranium Conference, Perth.
2. Liu J, Bao-Tuan F, Chuan-Jing Z (2001) Semi-commercial experiment study of bacteria heap leaching in Fuzhou Uranium Mine [J]. *Uranium Mining and Metallurgy* 20: 15-27.
3. Li L, Wei Z, Xiao-Hua P (1999) The application and optimization on the heap leaching of mullock in Dexing Copper Mine [J]. *Hydrometallurgy of China* 19: 29-33.
4. Ghorbani Y, Becker M, Mainza A, Franzidis JP, Petersen J (2011) Large particle effects in chemical/biochemical heap leach processes. *J Minerals Engineering* 24: 1172-1184.
5. Merrit RC (1971) *Extractive Metallurgy of Uranium*. Colorado School of Mines Research Institute.
6. Liddell KC (2005) Shrinking core models in hydrometallurgy: what students are not being told about the pseudo-steady approximation. *Hydrometallurgy* 79: 62-72.
7. Malmstrom ME, Berglund S, Jarsjo J (2008) Combined effects of spatially variable flow and mineralogy on the attenuation of acid mine drainage in groundwater. *Applied Geochemistry* 23: 1419-1422.
8. Sracek O, Gelinas P, Lefebvre R, Nicholson RV (2006) Comparison of methods for the estimation of pyrite oxidation rate in a waste rock pile at Mine Doyon site, Quebec, Canada. *Journal of Geochemical Exploration* 91: 99-112.
9. Stromberg B, Banwart S (1999) Experimental study of acidity-consuming processes in mining waste rock: some influences of mineralogy and particle size. *Applied Geochemistry* 14: 1-13.
10. Harnett K, Goksel A, Kock D, Klock JH, Gehrke T, et al. (2006) Adhesion to metal sulfide surfaces by cells of *Acidithiobacillus ferrooxidans*, *Acidithiobacillus thiooxidans* and *Leptospirillum ferrooxidans*. *Hydrometallurgy* 83: 245-254.
11. Chajduk E, Bartosiewicz I, Pyszynska M, Chwastowska J, Polkowska-Motrenko H (2013) Determination of uranium and selected elements in Polish dictyonema shales and sandstones by ICP-MS. *J Radioanal Nucl Chem* 295: 1913-1919.
12. Jin-Hui Y, Shi-Liang D, Xiao-Kang P, Li L, Shu-Kui Z, et al. (2014) Determination of uranium in ore with volumetry of H₂SO₄-TiCl₃-NH₄VO₃. *Applied Mechanics and Materials* 511: 12-16.
13. Abhilash A, Pandey BD (2013) Microbially assisted leaching of uranium - a review. *Mineral Processing and Extractive Metallurgy Review: An International Journal* 34: 81-113.
14. Marczenko Z (1976) *Spectrophotometric determination of elements*. Halsted, A Division of John Wiley & Sons Inc., New York, USA.
15. Shackelford CD, Daniel DE (1991) Diffusion in saturated soil. I: Background. *Journal of Geotechnical Engineering* 117: 467-484.
16. Ring RJ (1979) Leaching characteristics of Australian uranium ores. *Australas Inst Min Metall Proc* 272: 13-24.
17. Nicol MJ, Needes CRS, Finkelstein NP (1975) Electrochemical model for the leaching of uranium dioxide: I - Acid media. *Leaching and Reduction in Hydrometallurgy*, London, UK, pp: 1-11.
18. International Atomic Energy Agency (1990) IAEA's Division of Nuclear Fuel Cycle and Waste Management. Technical reports series No. 313: Manual on laboratory testing for uranium ore processing. International Atomic Energy Agency, Vienna.
19. du Preez JGH (1989) A Review of the industrial processes involving uranium-from the ore to the reactor. *Radiat Prot Dosim* 26: 7-13.
20. Yin SH, Wu AX, Hu KJ, Wang HJ (2011) Solute transportation mechanism of heap leaching and its influencing factors. *J Cent South Univ Technol* 42: 1092-1098.