

## Analytical V<sub>th</sub>, DIBL and Swing with and without Effective Conducting Path Effect (ECPE) for the Submicronic SDG FD SOI MOSFET

Nouacry A<sup>1,2</sup>\*, Bouziane A<sup>2</sup>, Aouaj A<sup>2</sup> and Touhami A<sup>1</sup>

<sup>1</sup>Laboratoire Physique des Matériaux, Microélectronique, Automatique et Thermique—Université Hassan II, Faculté des Sciences Ain Chock BP 5366 Maârif Casablanca, 20100 Maroc (Morocco)

<sup>2</sup>Laboratoire d'Automatique, de Conversion d'énergie et de Microélectronique-Université Sultan Moulay, Slimane Faculté des Sciences et Techniques BP523, Beni-Mellal, CP23000, Maroc (Morocco)

### Abstract

We are presenting a convergence study of the evanescent model and the polynomial model with and without the Effective Conduction Path Effect (ECPE). These analytic models of the electric potential in the channel are used to analyze the short channel effect for the submicronic Symmetric DG FD SOI MOSFET. In this paper, we figure out the 2D Poisson equation and we analytically write using the evanescent model, the surface potential, the threshold voltage, the DIBL and the sub-threshold swing. The natural scale length for the polynomial model  $\lambda_p$  and its corrected form  $\lambda_{pc}$  including the ECPE are mentioned. The results, of the analysis of the short-channel effects (SCEs), show a good agreement of the evanescent model and the polynomial model including the ECPE with measures done by simulation tools.

**Keywords:** Evanescent and polynomial models; Effective conduction path effect; Surface potential; Threshold voltage; DIBL; Sub-threshold swing; Symmetric double gate fully depleted SOI MOSFET

### Introduction

The electronic industrial world is in continuous search for an amelioration of the speed and the consumed power of the MOSFET device. But, with the miniaturization of the shape, governed by the ITRS roadmap [1], this component has shown its defects due to the parasitic effects. Among these undesirable effects, the so called short channel effects (SCEs), which minimize the MOSFET performances [2] and perturb the IC function.

The microelectronic industrials have sought to avoid these defects. The MOSFET structure on silicon with multiple gates [3-6] has proved successful in increasing the duration of the miniaturization and improving the compound performances taking into consideration the preservation of the planar silicon technology.

Despite its complex technological realization, the Symmetric DG FD SOI MOSFET remains one of the most interesting and encouraging compound to realize the Ultra-Deep Sub-Micronic (UDSM) structure and throughout augment density of integration.

Many models [7-13] have been developed to examine the performance of components. In this paper, we will put the evanescent model and the polynomial model with and without the ECPE into consideration to find out their convergence points for the study of the SDG FD SOI MOSFET. We solve the 2D poisson equation and we, analytically, analyze the SCEs via the dispersion study of the surface potential and the threshold voltage along the channel as well as the DIBL effect and the sub-threshold swing. The natural scale length for the polynomial model  $\lambda_p$  and its corrected form  $\lambda_{pc}$  including the ECPE are mentioned. The analysis of the SCEs allows us to locate the convergence points of the utilized models. We confirm these convergence situations by simulator data and/or some measures.

### Evanescent Model

#### Surface potential and threshold voltage

Figure 1 illustrates the cross section of the symmetrical DG SOI

MOSFET device under fully depleted conditions and the inversion charge is neglected in regard to that of the of the depletion. We define by  $L$ , distance between source and drain, the channel length.  $t_{ox}$  and  $t_{si}$  represent respectively the thickness of the frontal oxide and the silicon body thickness.  $N_a$  is the silicon doping in the channel and  $N_d$  is the doping concentration of the source and drain regions.  $\epsilon_{si}$  and  $\epsilon_{ox}$  represent respectively the dielectric permittivity of the silicon film and the silicon dioxide.

The evanescent model supposes that the electrostatic potential in the silicon film, overlapped between both grids, is represented, according to the superposition principle, by  $\varphi(x,y) = \varphi_1(x) + \varphi_2(x,y)$ .  $\varphi_1(x)$  is the solution of Poisson equation for a long channel and  $\varphi_2(x,y)$  is the solution of the Laplace equation and contain the short channel effect [14].

$$\frac{d^2\varphi(x,y)}{dx^2} + \frac{d^2\varphi(x,y)}{dy^2} = \frac{qN_a}{\epsilon_{si}} \quad (1)$$

The necessary boundary conditions of  $\varphi_1$  and  $\varphi_2$  to define  $\varphi(x)$  are as follow:

For  $\varphi_1$ :

$$\varphi_1 \left[ \frac{\pm t_{si}}{2} \right] = V_{SL} = \varphi_{gf} \cdot \frac{qN_a t_{si}}{2C_{ox}}$$

**\*Corresponding author:** Nouacry A, Laboratoire Physique des Matériaux, Microélectronique, Automatique et Thermique—Université Hassan II, Faculté des Sciences Ain Chock BP 5366 Maârif Casablanca, 20100 Maroc, Morocco, Tel: 212523485112; Fax: 212523485201; E-mail: [nouacry@fstbm.ac.ma](mailto:nouacry@fstbm.ac.ma)

**Received** November 02, 2015; **Accepted** December 10, 2015; **Published** December 16, 2015

**Citation:** Nouacry A, Bouziane A, Aouaj A, Touhami A (2015) Analytical V<sub>th</sub>, DIBL and Swing with and without Effective Conducting Path Effect (ECPE) for the Submicronic SDG FD SOI MOSFET. Innov Ener Res 4: 127.

**Copyright:** © 2015 Nouacry A, et al. This is an open-access article distributed under the terms of the Creative Commons Attribution License, which permits unrestricted use, distribution, and reproduction in any medium, provided the original author and source are credited.

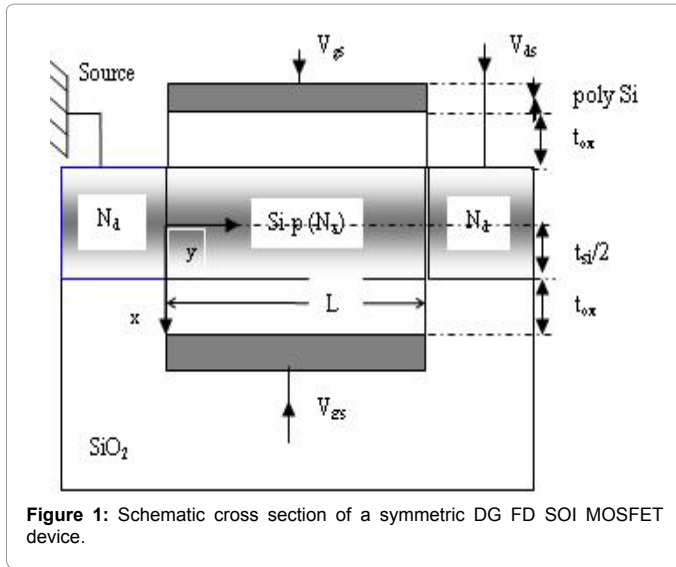


Figure 1: Schematic cross section of a symmetric DG FD SOI MOSFET device.

$$\left[ \frac{\partial \phi_1}{\partial x} \right]_{x=\pm t_{si}/2} = \frac{C_{ox}}{\epsilon_{si}} \left( \phi_1 \left[ \frac{\pm t_{si}}{2} \right] - \phi_{sf} \right)$$

$$\left[ \frac{\partial \phi}{\partial x} \right]_{x=0} = 0,$$

Where  $\phi_{sf} = V_{gf} - V_{fb}$ ,  $V_{SL}$  represents the surface potential for a long channel at  $x = \pm t_{si}/2$ ;  $V_{fb}$  is the flat band voltage at the interface grid oxide – poly-silicon substrate.

$C_{ox} = [\epsilon_{ox}/t_{ox}]$  is the frontal oxide capacitance and  $C_{si} = [\epsilon_{si}/t_{si}]$  is the silicon body capacitance.

For  $\phi_2$ :

$$\phi_2(x, y = 0) = V_{bi} - \phi_1(x)$$

$$\phi_2(x, y = L) = V_{bi} + V_{ds} - \phi_1(x)$$

$$\partial \phi_2 / \partial x \Big|_{x=\pm t_{si}/2} = C_{ox} / \epsilon_{si} \cdot \phi_2(x = \pm t_{si} / 2, y)$$

$$\partial \phi_2 / \partial x \Big|_{x=0} = 0$$

Where  $V_{bi} = [KT / q \cdot \ln(N_a N_d / n_i^2)]$  denotes the built-in voltage between the source/drain end.

The frontal surface potential is defined as:

$$\phi_{sf}(y) = \phi_1(x = \pm t_{si} / 2) + \phi_2(x = \pm t_{si} / 2, y)$$

and written as follow:

$$\begin{aligned} \phi_{sf}(y) = & V_{SL} + (V_{bi} + V_{ds} - V_{SL}) \frac{\sinh(y / \lambda_e)}{\sinh(L / \lambda_e)} \\ & + (V_{bi} - V_{SL}) \frac{\sinh(L - y / \lambda_e)}{\sinh(L / \lambda_e)} \end{aligned} \quad (2)$$

Where  $\lambda_e$  represents the characteristic length for the evanescent model and verify the follow equality:

$$\sin(t_{si} / 2 \lambda_e) - \lambda_e \cdot \cos(t_{si} / 2 \lambda_e) \cdot C_{ox} / \epsilon_{si} = 0 \quad (3)$$

The threshold voltage is defined as a grid voltage ( $V_{gf} = V_{th}$ ) for  $\phi_{sf} = 2\phi_B$  at  $y = y_0$  where  $\phi_B = [KT / q \cdot \ln(N_a / n_i)]$  is the Fermi potential in the channel and  $y_0$  is the minimum surface potential abscise. This leads to write  $V_{th}$  as the form:

$$\begin{aligned} V_{th} - V_{fb} = & \frac{q \cdot N_a \cdot t_{si}}{2C_{ox}} + \{2\phi_B - (V_{bi} + V_{ds}) \cdot \sinh(y_0 / \lambda_e) / \\ & \sinh(L / \lambda_e) - V_{bi} \sinh(L - y_0 / \lambda_e) / \sinh(L / \lambda_e)\} \cdot \gamma_s^{-1} \end{aligned} \quad (4)$$

Where  $\gamma_s$  denotes the short channel effects [15] and written as:

$$\begin{aligned} \gamma_s = & (1 - \sinh(y_0 / \lambda_e) / \sinh(L / \lambda_e) \\ & - \sinh(L - y_0 / \lambda_e) / \sinh(L / \lambda_e)) \end{aligned}$$

The gradient of threshold voltage is defined as  $\Delta V_{th} = V_{th0} - V_{th}$  where  $V_{th0}$  denotes the threshold voltage for a long channel SDG FD SOI MOSFET and written as:

$$V_{th0} = 2\phi_B + \frac{q \cdot N_a \cdot t_{si}}{2C_{ox}} + V_{fb} \quad (5)$$

### DIBL parameter

For the SDG FD SOI MOSFET with short channel, the surface potential minimum increase with the drain bias. Thus, the short channel effect is attributed to the penetration of the electric field line, of the drain-channel junction, in the channel resulting in the potential barrier lowering (DIBL effect). This leads to the decreasing of the threshold voltage.

The  $\mathfrak{R}$  parameter defined by  $\mathfrak{R} = \partial V_{th} / \partial V_{ds}$  evaluates the DIBL effect and written as:

$$\mathfrak{R} = \{ \sinh(y / \lambda_e) / \sinh(L / \lambda_e) \} \cdot \gamma_s^{-1} \quad (6)$$

### Sub-threshold swing

The sub-threshold slope, appealed swing, is defined as the grid voltage that modifies the drain current under a threshold of a decade and written as

$$S = \frac{KT}{q} \cdot \ln_{(10)} \cdot \gamma_s^{-1}(y = y_0) \quad (7)$$

Where  $y_0$  is the minimum surface potential abscise.

### Polynomial Model

#### Without the ECPE

Taking into account the polynomial model which considers the conduction current is at the surface of the silicon body and supposes parabolically the electrostatic potential profile in the vertical direction [6,10].

$$\phi(x, y) = C_0(y) + C_1(y) \cdot x + C_2(y) \cdot x^2 \quad (8)$$

Using the classical boundary conditions:

$$\phi(x = \pm t_{si} / 2, y) = \phi_{sf}(x)$$

$$\phi(x = 0, y) = \phi_c(y)$$

$$\partial \phi(x, y) / \partial x \Big|_{x=\pm t_{si}/2} = C_{ox} / \epsilon_{si} \cdot (\phi_{sf}(y) - \phi_{gs})$$

$$\partial \phi(x, y) / \partial x \Big|_{x=0} = 0$$

and writing the Poisson equation as  $\phi_{sf}(x = \pm t_{si} / 2, y)$ , we deduce the polynomial characteristic length

$$\lambda_p = (\epsilon_{si} \cdot t_{si} / 2C_{ox})^{1/2} \quad (9)$$

#### Including the ECPE

The notion of the ECPE supposes that the gravity centre of the conduction current is at  $x = d_{eff}$ . The presentation of the electrostatic potential  $\phi(x, y)$  at  $x = d_{eff}$  allows us to bring about a correction to polynomial characteristic length  $\lambda_p$ .

The new corrected characteristic length corresponding to the polynomial model including ECPE is:

$$\lambda_{pc} = \lambda_p \left( 1 + \frac{C_{ox}}{\epsilon_{si}} d_{eff} - \frac{C_{ox}}{\epsilon_{si} t_{si}} d_{eff}^2 \right)^{1/2} \quad (10)$$

The key factor  $d_{eff}$  which illustrates the variation of scaling nature length  $\lambda_{pc}$  with substrate doping density, is so-called depth of the effective conducting path and it presents the location where the punch-through current mainly occurs at subthreshold conduction with ECPE conducting mode [10].

The evanescent model and the polynomial model with and without the ECPE are utilized to analysis the short channel effect with the intention of searching the situations of their convergence.

### Results and Discussion

To verify the analytical models of the convergence of SCE's, the graphs illustrating le surface potential, the threshold voltage, DIBL and swing were plotted, compared and verified by measurement data. The same work for the conventional MOSFET prove that the convergence situation for the evanescent model and the polynomial model including ECPE is at  $d_{eff}=0.5t_{si}$  [16] and at  $d_{eff}=0.35t_{si}$  [17] for the single-gate SOI MOSFET device.

For the three models, figure 2 shows the evolution of the characteristic length  $\lambda_i$  ( $i=e, p$  or/and  $pc$ ) as a function of ratio ( $t_{ox}/t_{si}$ ) for  $N_a=4.10^{17}cm^{-3}$ ,  $V_{ds}=0.5V$  and for a large range of  $t_{si}$  ( $t_{si}=1,5$  and  $10nm$ ). We notice an adequate convergence, at  $d_{eff}=0.25t_{si}$  between the evanescent model and the polynomial model including the ECPE. We also see that this convergence situation coincide with the data of equation 27 cited by Chen [13].

Figure 3 presents the evolution of the surface potential minimum and its position along the channel for the submicronic SDG FD SOI MOSFET device and for  $V_{ds}=0.5$  and  $2.5V$ . The results, and on a large scale of drain bias, show a good agreement between the evanescent model and the polynomial model including the ECPE at  $d_{eff}=0.25t_{si}$ .

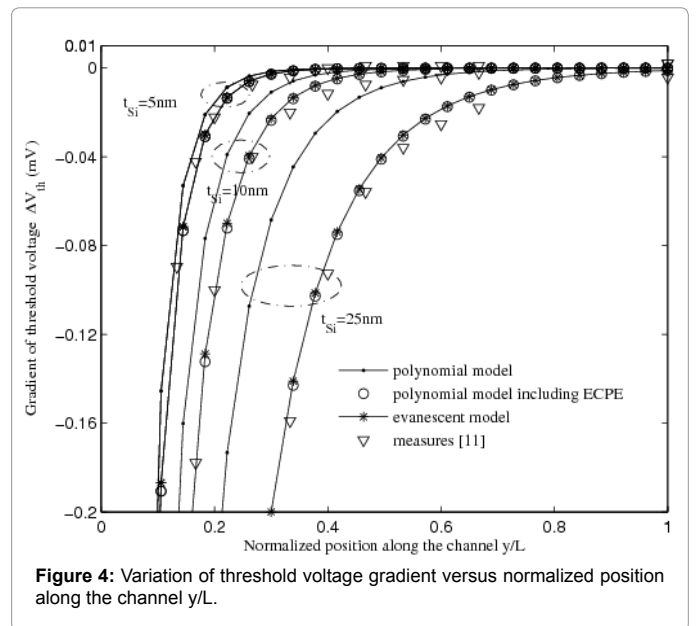
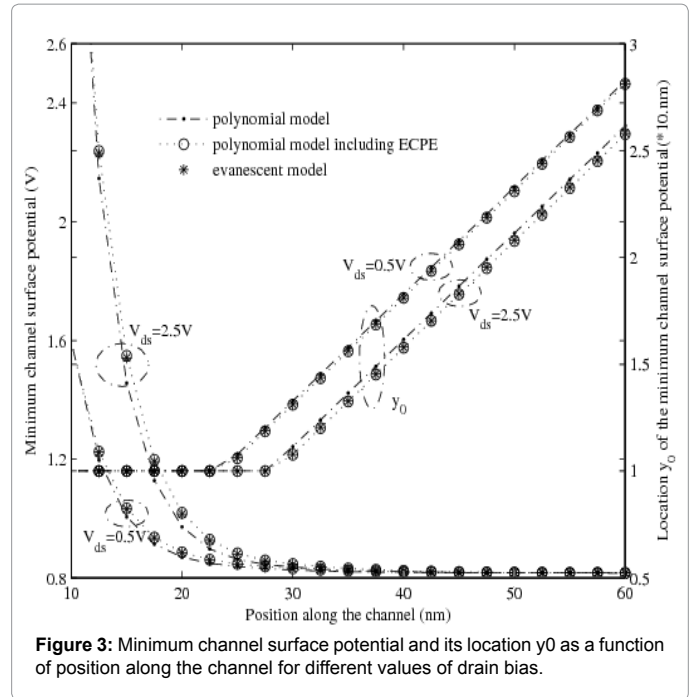
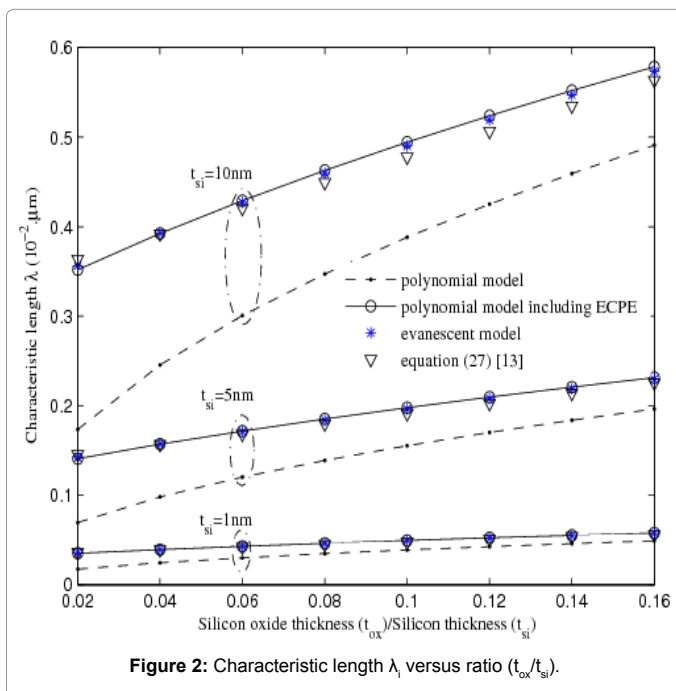


Figure 4 illustrates the evolution of the threshold voltage gradient in regard to the normalized position to  $L$  along the channel for  $L=150nm$ ,  $V_{ds}=1.5V$ ,  $t_{ox}=1.5nm$  and for  $t_{Si}=5, 10$  and  $25nm$ . These results prove a perfect agreement, at  $d_{eff}=0.25t_{si}$ , between the evanescent model and the polynomial model including the ECPE with Jaju's measurements [11].

As the drain voltage increases, the channel barrier and the threshold voltage are reduced. This is called Drain Induced

Barrier lowering. Figure 5 shows the evolution of the DIBL parameter as function of normalized position along the channel for the ultra-thin SDG FD SOI MOSFET with  $L=150nm$ ,  $V_{ds}=1.5V$ ,  $t_{ox}=1.5nm$  and for  $t_{Si}=5$  and  $10nm$ . Measures data [11] agree closely with the

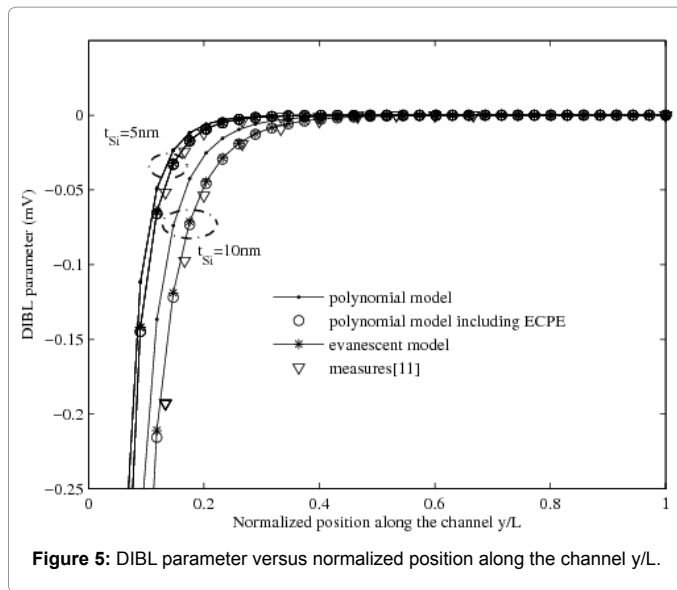


Figure 5: DIBL parameter versus normalized position along the channel y/L.

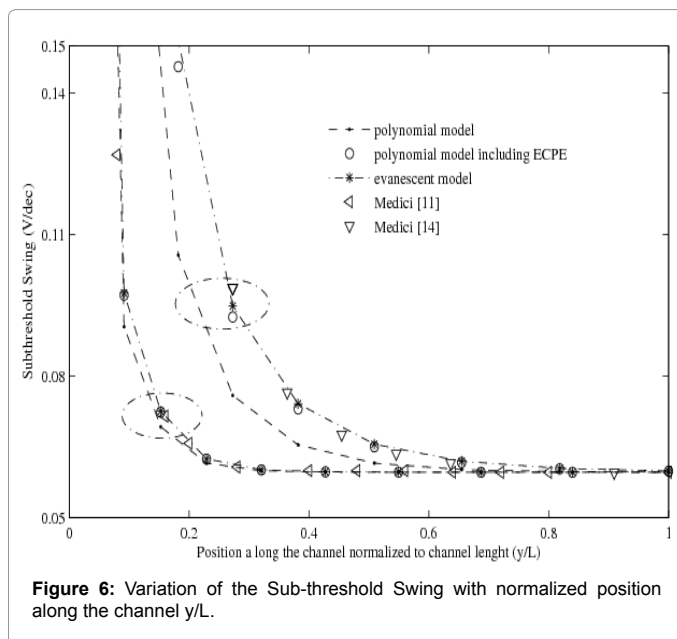


Figure 6: Variation of the Sub-threshold Swing with normalized position along the channel y/L.

predictions of the evanescent model and the polynomial model including the ECPE at  $d_{\text{eff}}=0.25t_{\text{si}}$ .

Figure 6 presents the sub-threshold swing parameter, in weak inversion, as a function of normalized position a channel length for  $t_{\text{ox}}=1.5\text{nm}$ ,  $t_{\text{si}}=10\text{nm}$ ,  $N_{\text{a}}=1.10^{17}\text{cm}^{-3}$  and  $V_{\text{ds}}=1\text{V}$  [11] and for  $t_{\text{ox}}=1.5\text{nm}$ ,  $t_{\text{si}}=20\text{nm}$ ,  $N_{\text{a}}=1.10^{16}\text{cm}^{-3}$  and  $V_{\text{ds}}=1\text{V}$  [18]. We notice an adequate convergence, at  $d_{\text{eff}}=0.25t_{\text{si}}$  between the evanescent model and the polynomial model including the ECPE with Jaju's measurements [11] as well as those of MEDICI's [14].

## Conclusion

The study of the short channel effects through the surface potential, the threshold voltage, the DIBL and the sub-threshold swing has proved the convergence situation of the evanescent model and the polynomial model including the ECPE. The convergence situation for the ultra-thin SDG FD SOI MOSFET's device is at  $d_{\text{eff}}=0.25t_{\text{si}}$ .

## References

- International Technology Roadmap for Semiconductors: ITRS 2008 Edition: 2008 Update.
- Diagne B, Prégaldiny F, Lallement C, Sallese JM, Krummenacher F (2008) Explicit compact model for symmetric double-gate MOSFETs including solutions for small-geometry effects. *Solid-State Electronics* 52: 99-106.
- Colinge JP (2004) Multiple gate SOI MOSFETs. *Solid-State Electronics* 48: 897-905.
- Oh SH, Monroe D and Hergenrother JM (2000) Analytic description of channel effects in fully depleted double gate and cylindrical, surrounding gate MOSFET's. *IEEE electron device letters* 21: 445-447.
- Cristoloveanu S (2008) How many gates do we need in a transistor: one, two, three or four?. *Romanian Journal of Information Science and Technology* 11: 17-28.
- Aouaj A (2010) Analytical study of short channel effects in fully depleted double gate and cylindrical gate MOSFETs. *J. of Active and Passive Electronics Devices* 5: 121-127.
- Amara A, Rozeau O (2009) Planar double-gate transistor. *Technology to circuit Springer Science*.
- El-hamid HA, Roig J, Iniguez B (2007) Analytical predictive modeling for the study of the scalability limits of multiple gate MOSFETs. *Solid-State Electronics* 51: 414-422.
- Aouaj A, Bouziane A, Nouacry A (2005) Analytical 2D modeling for potential distribution and threshold voltage of the short channel fully depleted cylindrical/surrounding gate MOSFET. *Int. J. of Electronics* 92: 437-443.
- Chiang TK (2005) A new scaling theory for fully depleted SOI double gate MOSFET's: including effective conducting path effect (ECPE). *Solid-State Electronics* 49: 317-322.
- Jaju V (2004) Silicon-on-insulator technology EE 530. *Advances in MOSFETs Spring*.
- Sallese JM, Krummenacher F, Prégaldiny F, Lallement C, Roy A, et al. (2005) A design oriented charge bead current model for symmetric DG MOSFET and its correlation with the EKV formalism. *Solid-State Electronics* 49: 485-489.
- Chen Q, Harrell EM, Mendl J (2003) A physical short-channel threshold voltage model for un doped symmetric double-gate MOSFETs. *IEEE Transactions on electron devices* 50: 1631-1637.
- Chen Q, Agrawal B, Moendl J (2002) A comprehensive analytical sub threshold swing (S) for double-gate MOSFETs. *IEEE Transactions on electron devices* 49: 1086-1090.
- Godoy A, Lopez-Villanueva JA, Jimenez-Tejada JA, Palma A, Gamiz F (2001) A simple sub threshold swing model for short channel MOSFET's. *Solid-State Electronics* 45: 391-397.
- Bouziane A, Aouaj A, Nouacry A (2009) Comparison between the evanescent model, the polynomial model and the polynomial model including effective conduction path effect: applied to the submicronic MOSFET. *IEEE International Conf. on Multimedia Computing and System Ouarzazate-Morocco* 313-316.
- Bouziane A, Aouaj A, Nouacry (2010) Investigation on the convergence of the evanescent model and the polynomial model including effective conduction path effect (ECPE): applied to the submicronic SG FD SOI MOSFET. *MJ Condensed Matter* 12: 238-243.

Citation: Nouacry A, Bouziane A, Aouaj A, Touhami A (2015) Analytical Vth, DIBL and Swing with and without Effective Conducting Path Effect (ECPE) for the Submicronic SDG FD SOI MOSFET. *Innov Ener Res* 4: 127.