

Depressive Symptoms Affect Working Memory in Healthy Older Adult Hispanics

Monica Salazar-Villanea¹, Edward Liebmann¹, Mauricio Garnier-Villarreal¹, Esteban Montenegro-Montenegro¹ and David K. Johnson^{2*}

¹University of Costa Rica Department of Psychology, USA

²University of Kansas, Department of Psychology, USA

Abstract

Objectives: Low and middle income nations will experience an unprecedented growth of the elderly population and subsequent increase in age-related neurological disorders. Worldwide prevalence and incidence of all-types of neurological disorders with serious mental health complications will increase with life expectancy across the globe. One-in-ten individuals over 75 has at least moderate cognitive impairment. Prevalence of cognitive impairment doubles every 5 years thereafter. Latin America's population of older adult's 65 years and older is growing rapidly, yet little is known about cognitive aging among healthy older Latinos. Clinically significant depressive symptomatology is common among community-dwelling older adults and is associated with deficits across multiple cognitive domains, however much of the literature has not modeled the unique effects of depression distinct from negative and low positive affect. Our objective was to understand how mental health affects cognitive health in healthy aging Latinos.

Methods: The present study used confirmatory factor analysis (CFA) and structural equation modeling (SEM) to examine the relative effects of Negative Affect, Positive Affect and Geriatric Depression on Verbal Memory, Verbal Reasoning, Processing Speed, and Working Memory in healthy aging Latinos. Data was collected from a sample of healthy community dwelling older adults living in San Jose, Costa Rica. Modeling of latent variables attenuated error and improved measurement reliability of cognition, affect, and depression variables.

Results: Costa Ricans enjoy a notoriety for being much happier than US citizens and are renowned as one of the happiest nations in the world in global surveys. This was born out in these data. Costa Rican affective profiles differed substantively from US profiles. Levels of negative affect and depression were similar to US samples, but their levels of positive affect were much higher. Cognitive performance of these Costa Rican older adults was similar to US-age and education matched peers. CFA and SEM found that increased depressive symptomatology had deleterious effects on Working Memory made up of subtest scores sampling simple attention and vigilance for numbers. Verbal Memory, Verbal Reasoning, and Processing Speed were not affected by self-reported Positive Affect, Negative Affect or Depressive symptoms.

Conclusion: Costa Rican older adults were happy, as evidenced by the high ratio of positive affect to relatively low negative affect. Thus, we were somewhat surprised to find that depressive symptoms were selectively correlated to decrements in working memory and that negative and positive affect contributed negligible amounts of variance to any of the cognitive factors. Because of the methodological rigor of latent variable analysis, these results are very specific. The Working Memory factor is not contaminated with Speed of Processing or other measured cognitive factors. Likewise, the measured Geriatric Depression represents symptoms that are richly cognitive, not overtly affective.

Keywords: Depression affect; Working memory; Latin America; Costa Rica

Introduction

Developing nations have the fastest growing populations of adults 65 and older [1]. Decreasing mortality rates and increasing life expectancies in developing nations will give rise to an older-adult population whose health will be greatly affected by limited education, limited healthcare, malnutrition, and other risk factors. These risk factors are significant public health concerns for the developing world as they are determinants of neurodegenerative disease such as Alzheimer's disease (AD) and other chronic noncommunicable diseases, which are rapidly growing as the predominant causes of death worldwide [2]. The growth rate of the older-adult population in Latin America is estimated to be particularly great.

In Costa Rica, the population of adults 65 and older is estimated to grow by 262% between 2008 and 2040 compared to 107% in the United States during the same period [1]. This rate is in part attributable to the remarkably low mortality rate of Costa Rican elders, which is lower than the mortality rate in the United States. Unlike the mortality rate in the United States, the Costa Rican mortality rate is inversely related

to increased SES and education [3]. Many factors likely drive the differential health outcomes between Costa Rica and the United States. Costa Ricans and Americans have differential relationships between education and cardiovascular outcomes, while cognitive status and depression have been positively associated with age and SES in both countries [3,4].

Depression is an important health outcome for older adults (OA) worldwide and associated with increased risk of mortality and dementia [5-8]. The one-year point prevalence from the Cache County

***Corresponding author:** David K Johnson, Department of Psychology, University of Kansas, Lawrence, KS United States, 1000 Sunnyside Ave, Lawrence KS 6604, Tel: 785-342-2778; E-mail: DKJ@KU.EDU

Received August 31, 2015; **Accepted** September 24, 2015; **Published** September 27, 2015

Citation: Salazar-Villanea M, Liebmann E, Garnier-Villarreal M, Montenegro-Montenegro E, Johnson DK (2015) Resilience Restoration. J Depress Anxiety 4: 204. doi:[10.4200/2167-1044.1000204](https://doi.org/10.4200/2167-1044.1000204)

Copyright: © 2015 Salazar-Villanea M, et al. This is an open-access article distributed under the terms of the Creative Commons Attribution License, which permits unrestricted use, distribution, and reproduction in any medium, provided the original author and source are credited.

study for geriatric major depression (MDD) was 4.4% for women and 2.7% for men [9]. No estimate of late-life depression prevalence exists for Costa Rican OA. The 10/66 study found that the prevalence of late-life depression was 1.3-2.8% across Peru, Mexico, and Venezuela [10]. Estimates of the prevalence of subthreshold depression are 2-3 fold that of depression and have been estimated to account for 10% community dwelling elderly population [11]. Thus, it is likely that subthreshold depression significantly exceeds that of major depression in Latin America and Costa Rica as well. Associations between depression and cognition have been established in studies of Brazilian, Ecuadorean, and Mexican OA [12-14]. We know of no studies conducted in Costa Rica. To understand better the determinants of the unique health profile of Costa Rican OA, it is important to test the associations of physical, mental and cognitive health outcomes.

Depression and cognitive impairment

Depression in healthy older adults has been associated with cognitive deficits and longitudinal decline on measures of memory, attention, executive functioning, and everyday problem solving [15-19]. Although the association between depression and cognitive decline is consistent, variability exists in the specific cognitive domains associated with depression. This may be related to sample and methodological characteristics including the measure used to assess depression, current medications/recent changes to medication regimen, physical illness/functional decline, history of ECT, and whether depression is late-onset or early-onset [20].

The cognitive deficits in executive functioning, episodic memory, and processing speed associated with depression have been demonstrated along the continuum of depression severity [21]. Research has demonstrated that OA with subthreshold depression perform intermediately between healthy controls and better depressed OA, but the reliability of these findings is currently unknown [22,23]. Studies have shown that OA with lower-severity depressive disorders such as dysthymia and minor depression have elevated risk for dementia comparable to OA with major depression at follow-up and have comparable cognitive deficits 12 months post-hospitalization [5,24]. The preliminary research on minor depression and OA suggests that minor depression and major depression more likely fall along a single continuum than represent distinct disorders [25].

Symptom profile of geriatric depression

Difficulties separating medical conditions from depressive symptomatology and the recognition of novel depressive syndromes in OA, such as vascular depression, have made defining characteristic symptom clusters and individual symptoms of geriatric depression in OA imperative [26,27]. Studies using latent class analysis to identify unique depression symptom clusters for OA have been mixed. Some latent class analyses reproduced the gradient of depression severity (i.e. no depression, mild/moderate, severe) while others derived clusters that differed minimally or were characterized by variability in factors related to depression such as functional impairment, perceived well-being, and perceived social support [27,28]. Other latent class analyses have derived depression clusters with syndromes marked by psychomotor changes, sleep disruption, and fatigue and constellations of other depression symptoms intermediate in severity between non-depressed clusters and the MDD clusters [29]. Recently, researchers have advocated for additional attention to the specific symptoms of geriatric depression [29]. Older adults have been found to report more anhedonia, reduced well-being, more insomnia, more fatigue, slower speed of processing, more thoughts of death/desire to die,

more psychomotor retardation, and more somatic symptoms while depressive affect, sadness, lost appetite, and concentration are relatively stable across adulthood [29-32]. Gallo, Anthony, and Muthén [33] found that the anhedonia/dysphoria item on the Diagnostic Interview Schedule (DIS) was less likely to be indicated by adults 65 and older. However, this item blends dysphoria and anhedonia and thus does not likely contradict the finding of other studies of age-related increases in anhedonia.

Some of the symptoms characteristic of depression among OA have been explicitly associated with corresponding changes in affect. For example, positive and negative life events are associated with increases in positive affect and negative affect respectively [34]. From the abnormal psychology literature, depression has historically been conceptualized as an affectively complex syndrome that is best differentiated from anxiety by assessing for the presence of low positive affect, or anhedonia [35,36]. This conceptualization was extended by the 'tripartite model', which conceptualized depression and anxiety using a three-factor model of nonspecific-general distress, low positive affect, and somatic arousal [37]. Importantly, the tripartite model has been demonstrated to be age-invariant, suggesting that the decomposition of depression and anxiety into its affective components is appropriate for older adults [38]. Among OA, low positive affect has been shown to be as robust a predictor of depression as negative affect, thus suggesting that the assessment of depression in OA should include a comprehensive assessment of affect in addition to determining whether diagnostic criteria for depression has been met [39].

Affect, depression, and cognition in OA

Although it has been established that depression is associated with cognitive deficits and that depression can be decomposed into affective components in OA, research on the neuropsychological correlates of affect in old age is scarce. With respect to 'normal' (i.e. non-pathological) mood, one review found that the induction of negative affect did not appear to have consistent effects on cognition whereas the induction of positive affect results in poorer memory and executive functioning performance [40]. However, it is questionable whether the experimental literature on affect and cognition is generalizable to subthreshold and threshold geriatric depression and its cognitive consequences. Two studies of healthy older adults found that increased positive affect was related to better performance on tasks of immediate recall and delayed recall [41,42]. Hill et al., [42] did not observe an association between negative affect and recognition or recall. However, Allen et al., [42] found that negative affect, as measured by the neuroticism scale of the NEO-PI-S, partially mediated the relationship between age and learning slopes across a group of episodic memory tasks.

Research that models the associations of affect, depressive symptoms, and cognitive measures simultaneously in OA is also scarce. A number of US-based studies of older adults have modeled similar associations between affect, depressive symptoms, and cognitive ability across multiple domains. One longitudinal study of African American OA used the total and affect facet scores of the Center for Epidemiologic Studies Depression Scale-Revised (CES-D) and the Geriatric Depression Scale (GDS) to study the differential effects of total scores and facet scores on measures of mental status and multiple cognitive domains. The study found that the total score for the CES-D was unrelated to all cognitive measures except mental status while the total score for the GDS was significantly associated with accelerated rates cognitive decline on measures of mental status, semantic memory, and working memory. With regard to the affect facets, the anhedonia/low positive affect facets of the CES-D and the GDS were related to

declines in episodic memory and perceptual speed and declines in semantic memory respectively. Negative affect and somatic complaints were unrelated to any cognitive measures for the CES-D while negative affect on the GDS was associated with declining mental status [43]. A longitudinal study of women older than 65 at increased risk for breast cancer used the Positive and Negative Affect Scale (PANAS) and the GDS to study the effects of negative and positive affect and depressive symptoms on cognition across multiple domains. The study found that higher scores on the GDS were associated with poorer performance on measures of memory and verbal knowledge. Positive affect and negative affect were associated with better letter and category fluency and poorer global cognition and poorer visuospatial ability respectively [44]. Using factor analytically derived facets of the GDS, Hall et al., [45] found that the cognitive impairment facet was inversely associated with visual memory and recall, verbal memory and recall, and switching and the apathy facet associated inversely with attention for male and female healthy OA. In this sample, the meaninglessness subscale predicted poorer verbal fluency for females while there were no significant predictors of verbal fluency for males. In a study by the same group, the pattern of associations between the GDS facets and the Repeatable Battery for Neuropsychological Status (RBANS) subtests showed that meaninglessness and dysphoria were robust predictors of multiple domains of cognitive functioning, but that the observed effects were larger for Hispanics relative to non-Hispanics [46]. The emerging research suggests that depressive symptoms and negative and positive affect likely make unique contributions to cognitive decline in OA. However, the cognitive domains associated with measures of depressive symptomatology and affect do not appear to be consistent. The goal of the present study was to extend these models reviewed here to include Latin Americans in Costa Rica.

Goal of the present study

The goal of the present study was to extend the existing research on depression, affect, and cognition to a sample of community-dwelling Costa Rican OA. Using structural equation modeling (SEM), we tested the hypothesis that latent variables analysis would be sensitive to increased Negative Affect and Geriatric Depression and decreased Positive Affect would predict poorer performance on latent measurements of Verbal Memory, Verbal Reasoning, Processing Speed, and Working Memory after controlling Age, Education, and self-rated Health.

Methods

Participants

Participants for this study were 184 older adults. Participants were recruited over a 2-year period and were volunteers recruited from programs in San Jose, Costa Rica offering educational, recreation, and social participation for older adults that are overseen by organizations including Costa Rica Gerontological Association (Asociación Gerontológica Costarricense, AGECO) and the Integral Program for Older Adults from the University of Costa Rica (Programa Integral para Personas Adultas Mayores, PIAM). To meet inclusion criteria, subjects had to be ages 65-85 and score in the unimpaired range on the cognitive status screen (MMSE >24). Participants had to have visual and auditory abilities sufficient to complete all cognitive assessments and to have been on stable doses of medications for at least 30 days prior to screening. Participants with a history of clinically evident stroke or clinically significant infection within the past 30 days were also excluded. Participants with current clinically significant systemic illness or significant pain or musculoskeletal disorder that would prohibit participation in fitness testing were excluded.

Participants meeting criteria for clinically significant psychiatric disorder according to *DSM-IV* criteria or experiencing significant psychiatric symptoms (e.g. hallucinations) were excluded. Participants with a history of alcohol or drug abuse or dependence within two years were also excluded.

Measures of depression and affect

Geriatric depression scale (GDS): The GDS is a 30-item measure designed to assess the psychological dimensions of depression in OA with depressive symptomatology [47]. The scale features dichotomized response options (yes/no) and asks participants to consider the previous two weeks while filling out the questionnaire. The GDS has also demonstrated acceptable sensitivity and specificity as a depression-screening tool and was shown to have equivalent criterion validity to the CES-D [48]. A version of the GDS validated for Costa Rican older adults was used in the present study [49].

Positive affect and negative affect scale (PANAS): The Positive and Negative Affect Schedule (PANAS) is a 20-item assessment of positive and negative affect. Positive affect refers to perceived energy level, and "pleasurable engagement with the environment" ([36], p. 347). Negative affect refers a range of negative moods including fear, general distress, anger, and resentment ([36], p. 347). Participants were asked to indicate the extent to which they endorsed a particular mood item on a 5-point Likert scale (1=very slightly to 5=extremely) [50]. The present study used a version of the PANAS validated for Costa Rican older adults [51].

Cognitive measures

Cambridge cognitive examination-R: (CAMCOG) The CAMCOG-R is the cognitive assessment section of the CAMDEX-R [52]. A Spanish translation of the CAMCOG was used for the administration of the measure in the present study [53]. The specific items from the CAMCOG-R used included the present study included the Abstract Thinking subscale, the Attention and The Calculation subscale, and the New Learning measure from the Memory subscale. The Abstract Thinking subscale is comprised of a verbal test of similarities, which assesses the ability to draw conceptual relationships between objects and general abilities of abstraction. The subtests of the Attention and Calculation subscale include serial sevens, counting backwards calculation, copying, and drawing [52]. The New Learning measure on the Memory subscale assesses incidental and intentional learning of non-verbal stimuli [52].

Consortium to establish a registry for alzheimer's disease neuropsychological assessment battery (CERAD [54]): The CERAD is a standardized comprehensive assessment battery for the evaluation and diagnosis of Alzheimer's disease [55]. The official translation was downloaded at <http://cerad.mc.duke.edu>. Select subtests administered here included Verbal Fluency, World List Learning - Immediate and Delayed. In verbal fluency the participant must say as many words as possible from a category in 60 seconds. The word list learning task consisted of 3-trials where the participant was read a list of 10-words aloud and then asked to recall as many as remembered. After a 15-minute delay the participant was asked to recall the list of 10-words again. The total number of words recalled at the immediate and the delay were recorded.

Trail making test (TMT, [56]): The TMT is a measure of simple attention, processing speed, and set switching. For Trails A, subjects connect numbered circles as quickly as possible. For Trails B, subjects alternate connecting circles with numbers and letters in order as quickly

as possible. The time to complete each test, in seconds, was the measure of interest in the present study.

Digit span (DS) Test Wechsler adult intelligence scale-revised [57]: The DS is a measure of attention and verbal working memory. DS Forward involves reciting back a list of numbers to read to the subject. DS Backward involves reciting back a list lost of numbers in reverse order read to the subject.

Covariates

In all SEM analyses, all latent variables are regressed on age, education, and self-rated health (not pictured in Figure 1). The effect of gender was analyzed separately through invariance testing of the measurement model [58,59]. Tests of invariance were tested on the measurement model to test for the effects of gender [58,59]. The establishment of measurement invariance demonstrates group equivalence for model parameters at the measurement level (i.e. intercepts and factor loadings) and at the latent variable level (i.e. latent variable variances, means, and covariances). The demonstration of invariance is a necessary pre-condition to collapsing across sexes for pooled analyses.

Proposed model

We used confirmatory factor analysis (CFA) and structural equation modeling (SEM) to define and test complex relationships among a large number of tests and latent variables (factors). CFA is a common method used to aggregate true score (common) variance across multiple subtests and attenuate error. Thus, factor scores yield more reliable and sensitive estimates of cognitive ability than do traditional analyses of raw scores or scaled score composites because they are purer indices of ability [55]. Using CFA we generated 4 cognitive outcomes and 3 affective outcomes, comprising the measurement model (Figure 1). The measurement model included seven latent variables: Verbal memory (CERAD total verbal learning score, the CERAD total word recall, and the CAMCOG total learning score), Verbal Reasoning (CERAD

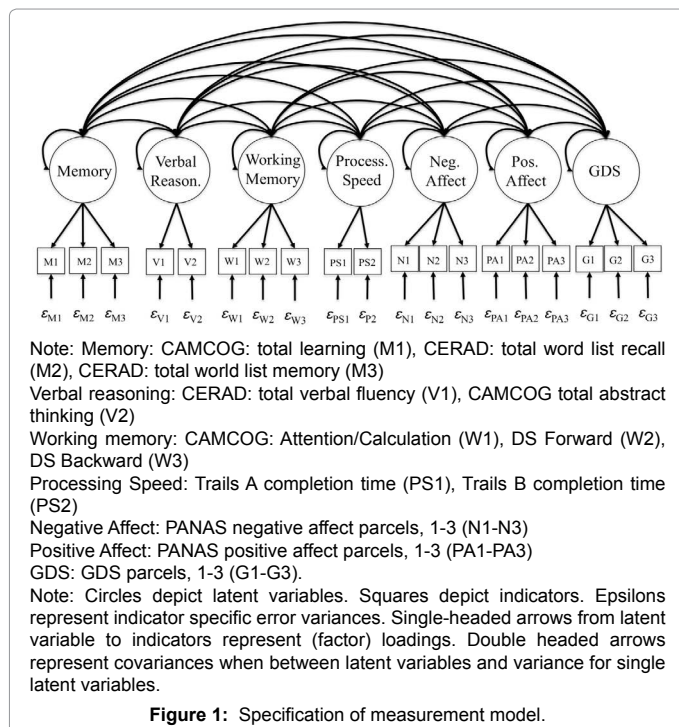


Figure 1: Specification of measurement model.

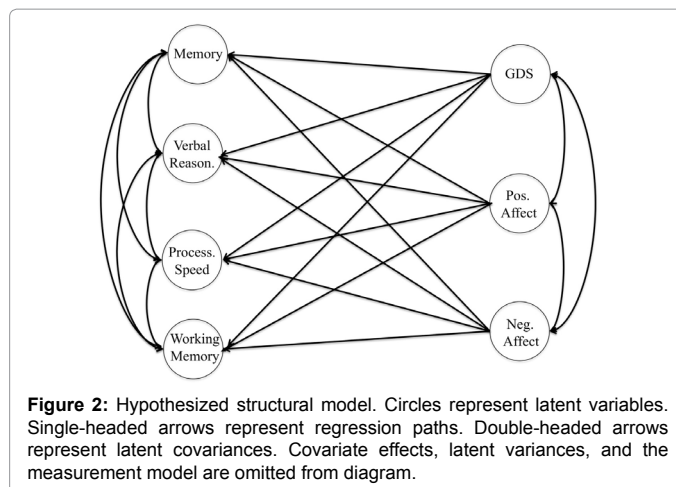


Figure 2: Hypothesized structural model. Circles represent latent variables. Single-headed arrows represent regression paths. Double-headed arrows represent latent covariances. Covariate effects, latent variances, and the measurement model are omitted from diagram.

verbal fluency score and the CAMCOG Abstract Thinking scores), Working Memory (CAMCOG Attention/Calculation subscale score, the DS backward, and DS forward scores), Processing Speed (times to completion for the Trails A and Trails B), Negative Affect, Positive Affect, and Depression. The Negative Affect, positive Affect, and Geriatric Depression were made up of parcels derived from the items comprising the items of the negative affect subscale of the PANAS, the positive affect subscale of the PANAS, and the GDS, respectively. Using SEM we tested hypothesized relationships (structural model) between affective and cognitive constructs (Figure 2).

Analysis

The present study used CFA and SEM to model the hypothesized relations among affect, depression, and cognition and the covariates. The use of CFA and SEM allows for the modeling of true score variance by attenuating measurement error. Given the large number of indicators from the PANAS and GDS and the large number of parameters required to model them in CFA, parceling was used to conserve degrees of freedom and thus increase model parsimony. Parceling is an item aggregation method for creating parsimonious and just-identified CFA models [58,60]. Parceling has psychometric benefits in addition to parsimony such as improved reliability and closer approximations of multivariate normality [60]. Parceling is an appropriate method when the focus of study is on the structural model rather than the measurement model. We parceled the items by counter balancing the items based on their factor loadings in an initial model [60]. For the GDS, we used factor scores in order to form a more parsimonious construct and to have continuous indicators of the depression construct [61]. The factor scores were estimated from a model that deals with the binary nature of the items properly by using the WLS estimator with robust chi-square and standard errors [62-65]. The original items were grouped together into three factors scores, this factorial structure was based on an exploratory factor analysis that forced the indicators to 3 correlated factors. Full information maximum likelihood estimation (FIML, [66]) was implemented to handle missing data.

The empirical validity of each model (i.e. how well the hypothesized model fits the observed data) was assessed using goodness-of-fit indices [67]. Model selection and evaluation was primarily based on differences in the root mean square error of approximation (RMSEA, [68]), the comparative fit index (CFI, [69]), the Tucker-Lewis index (TLI, [69]) and gamma-hat ($\hat{\gamma}$) [70]. The RMSEA indicates the degree of mismatch between the sample variance-covariance matrix and the model-implied

variance-covariance matrix with acceptable values being less than 0.10 [70]. The CFI and TLI are incremental fit indices that assess the extent to which the specified model improves fit over the null model, with acceptable values approaching one [70,71]. Lastly, χ^2 is a goodness of fit measure that has been found to yield unbiased estimates of fit in small samples, with values approaching one indicating better fit [70].

The SEM analysis first tested a full model, which simultaneously regressed all cognitive latent variables on all affect and depression variables, resulting in 12 estimated regression paths. In addition, this model regressed all latent variables on all covariates, resulting in 21 estimated regression paths. After testing the full model, the statistical significance of the contribution of each regression path was tested one at a time. This was done using iterative chi-square difference tests, where a model was estimated with one regression path constrained to zero and was then compared to the full model. Paths were retained when the chi-square difference, per one degree of freedom, exceeded the critical chi-square value, when $\alpha=0.01$. Thus, not estimating parameters that fulfilled this criterion resulted in a significant loss in absolute fit and thus warranted their inclusion in the final model. Parameters not satisfying this criterion were excluded from the final model. This trimming methodology has been used by methodologists and is a robust alternative to trimming based upon the statistical significance of individual regression coefficients [72,73]. Analyses were performed with the package Latent Variable Analysis (lavaan) released 0.5.18 [74] for the software R release 3.2.1 (R Core Team, 2015).

Results

Table 1 presents the characteristics of the study sample. The sample was moderately old and included a wide range of ages (54-88 years old). The sample had an average level of education of 12.3 years and was predominately female (58%). With regard to the affect variables, the average level of depression as indicated on the GDS was 5.26 out of a possible 30, indicating relatively low levels of depressive symptomatology in the sample. The sample of older adults indicated relatively low levels of negative affect on average (21.97/50) and high levels of positive affect (40.64/50).

The summary statistics for the subscales of the CAMCOG and CERAD used in the present study are listed in Table 1. The scores on the CAMCOG from the present sample were slightly lower than those obtained in a large population study in England that derived norms for the CAMCOG [75]. Median scores on the Abstract Thinking subscale and on the Learning subtest were lower in the present sample (Median_{Abstract Thinking} =5; Median_{Learning} =13) than the scores observed in the normative sample of non-demented British OA (Median_{Abstract Thinking} =7; Median_{Learning} =14) [75]. Comparison of the CAMCOG Attention/Calculation subscale from the present study with the study by Williams et al., [75] was not possible because the normative study did not derive the subscale score using all of the items from the scale. Scores on Word List Memory and Word List recall from the present study were comparable to the mean scores obtained on these tests in a normative sample of cognitively normal Brazilian OA (Word List Memory=18 (4.1); Word List Recall=5.5 (2.2) [76]. The mean verbal fluency observed in the present sample exceeded that observed by Bertolucci et al., [76] (Verbal Fluency=19.6 (4.96)).

Table 2 presents the bivariate correlation matrix for the variables and covariates used in the present analysis. Consistent with this present hypothesis, increased ratings of depressive symptoms on the GDS was associated with slower Trails B completion time, reduced verbal fluency, reduced attention/calculation ability, reduced abstract

	Range	Mean (SD)
Age	54-88	68.49 (7.74)
Years of Education	2-28	12.27 (4.83)
Female (F/M)	-	107/77
MMSE	25-30	28.56 (1.54)
Self-Rated Health	1-5	3.98 (0.95)
Total GDS, mean	0-25	5.26 (5.03)
Total Negative Affect	10-45	21.97 (7.75)
Total Positive Affect	18-50	40.64 (6.29)
Verbal reasoning		
CERAD: Total Verbal Fluency	9-31	19.57 (4.62)
CAMCOG: Total Abstract Thinking	0-8	4.82 (2.23)
Memory		
CAMCOG: Total Learning	5-17	12.90 (2.47)
CERAD: Total Word List Recall	0-10	5.44 (2.08)
CERAD: Total Word List Memory	6-26	16.13 (3.87)
Working memory		
CAMCOG: Total Attention & Calculation	2-9	8.15 (1.36)
Digit Span Forwards	3-9	5.32 (1.07)
Digit Span Backwards	2-6	3.56 (0.98)
Processing speed		
Trail Making Test A (completion time)	20-167	66.42 (25.80)
Trail Making Test B (completion time)	40-573	158.03 (89.26)

Table 1: Sample Characteristics (N=184).

thinking, and fewer digits recalled correctly on DS backwards. The bivariate correlations of the GDS with the neuropsychological measures in this study were inconsistent in that none of the measures of memory used or measures of simple attention/processing speed (Trails A) were correlated with the GDS. In addition, the magnitude of these correlations was small ($|r|<0.30$). Interestingly, the negative affect subscale of the PANAS was not significantly correlated with any of the neuropsychological measures. This suggests that the variance shared by

	1	2	3	4	5	6	7	8	9	10	11	12	13	14
1. Age	1													
2. Gender	-.06	1												
3. Education	-.38	.19	1											
4. Self-Rated Health	-.09	.15	.19	1										
5. GDS	.04	-.07	-.17	-.48	1									
6. PANAS positive	-.08	-.09	.11	.30	-.40	1								
7. PANAS negative	-.08	.01	.00	-.39	.56	-.19	1							
8. CERAD: Total Wordlist Memory	-.29	-.06	.19	.17	-.11	-.04	-.09	1						
9. CAMCOG: Total Learning	-.35	-.02	.14	.12	-.10	.11	.02	.50	1					
10. CERAD: Total Wordlist Recall	-.41	-.04	.25	.15	-.11	-.03	-.11	.73	.50	1				
11. TMT A Completion Time	.40	-.05	-.47	-.08	.06	-.03	-.05	-.32	-.31	-.38	1			
12. TMT B Completion Time	.38	-.04	-.44	-.09	.16	-.01	.00	-.23	-.37	-.28	.57	1		
13. Verbal Fluency	-.36	.01	.31	.19	-.17	.18	.04	.29	.33	.29	-.35	-.33	1	
14. CAMCOG Attention/Calc.	-.20	.17	.28	.11	-.18	.18	-.02	.21	.22	.21	-.22	-.30	.29	1
15. CAMCOG Abstract Thinking	-.30	-.06	.33	.10	-.16	.04	.00	.31	.32	.32	-.38	-.35	.38	.18
16. DS Forwards	.02	-.02	.16	.10	-.04	.08	.12	.04	-.03	-.08	-.12	-.10	.13	.15
17. DS Backwards	-.17	-.01	.27	.15	-.21	.06	-.06	.26	.09	0.2	-.26	-.23	.32	.21

* Note: bold values, $p<0.05$

Table 2: Variable bivariate correlations.

the GDS and the negative affect scale of the PANAS ($r=0.56, p<0.05$) is distinct from that shared by the GDS and the neuropsychological measures. Increased positive affect was weakly associated with verbal fluency and the CAMCOG Attention/Calculation subscale only ($r_s=0.18, p<0.05$).

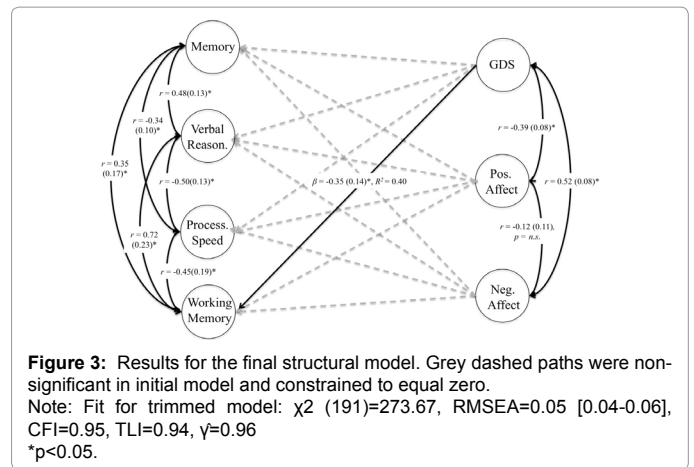
Among the neuropsychological measures, the memory measures had the highest intercorrelations ($r_s=0.50-0.7, p<0.05$) followed by the processing speed measures. The intercorrelations among the variables comprising both the verbal ability and working memory latent variables had similar patterns of correlations and magnitudes of correlation. Digit Span forward was an exception to pattern as it failed to correlate significantly with any of the other variables.

The correlations of the covariates with the cognition and affect variables showed that age generally had a deleterious effect on across all cognitive domains assessed while education had a protective effect. Gender had no appreciable effect on any of the cognitive variables. Self-rated health was the only covariate significantly associated with measures of affect. Better self-rated health was associated with fewer depressive symptoms on the GDS, less negative affect, and with increased positive affect.

The measurement model demonstrated good fit ($\chi^2(133)=206.9, RMSEA=0.05 [0.04-0.07], CFI=0.9, TLI=0.94$). All indicators loaded significantly onto their target latent variables. However, DS forwards loaded marginally onto the working memory latent variable ($\lambda=0.24(0.10), p=0.02$). The small magnitude of this loading was discrepant with the loadings of the other indicators on the working memory latent variable ($\lambda_{CAMCOG-A/C}=0.51(0.06), p<0.01; \lambda_{DSbackwards}=0.50(0.09), p<0.01$). DS forward's weak loading is likely due to the fact that DS forward taps the maintenance component of working memory and does not require participants to manipulate information in mind as DS backwards and the subtests comprising the attention/calculation facet of the CAMCOG do. Invariance testing for the effect of gender on the model demonstrated equivalent indicator loadings, intercepts, latent variable means, latent variable variances, and latent covariances. Thus, collapsing across gender for subsequent analyses was warranted.

The hypothesized full SEM model is displayed in Figure 2. Model fit for the full SEM model was good ($\chi^2(169)=245, RMSEA=0.05 [0.04-0.06], CFI=0.96, TLI=0.9, \gamma=0.96$). Results of the full model indicated that the only significant regression paths among the latent variables was for the regression of working memory on depression ($\beta=-0.49(0.25), p<0.01$). In addition, after adjusting positive and negative affect for age, education, and self-reported health, positive and negative affect were no longer significantly correlated ($r=-0.1, p=0.29$). Significant covariate effects were found for memory on age ($\beta=-0.40(0.14), p<0.01$), the effect of processing speed on age ($\beta=0.32(0.15), p<0.01$) and education ($\beta=-0.44(0.03), p<0.01$). Poorer verbal reasoning was associated with older age ($\beta=-0.36(0.02), p<0.01$) and fewer years of education ($\beta=0.31(0.03), p<0.01$). Better working memory was associated with increased education ($\beta=0.43(0.04), p<0.01$). Depression and negative affect were associated with decreased self-rated health whereas positive affect was positively associated with self-rated health.

Iterative chi-square difference testing revealed that models constraining covariate effects to zero including memory on age, attention on age and education, depression on self-rated health, positive affect on self-rated health and age, negative affect on self-rated health and age, verbal reasoning on age and education, and working memory on education resulted in significant decrements in model fit and were thus included in the final model. The effect of working memory on



depression was the only non-covariate path to result in significant decrements in fit when constrained and thus was included in the final model ($\Delta\chi^2(1)=14.07, p<0.001$). The trimmed model resulted in no significant loss of model fit relative to the full model ($\Delta\chi^2(22)=30.3, p=0.11$) and did not appreciably change any of the other fit indices. Parameter estimates for the Final Model are displayed in Figure 3. The final model revealed that increased depression significantly predicted decreased working memory capacity ($\beta=-0.31(0.14), p<0.01$). Of the covariate effects, all were comparable to those estimated in the full model, with the exception of the inverse effect of negative affect on age ($\beta=-0.14(0.02), p=0.03$), which was non-significant in the full model.

Discussion

We tested a large sample of healthy aging Hispanic-Central Americans using a broad neuropsychological battery that sampled both cognitive and affective states including Verbal Memory, Verbal Reasoning, Processing Speed, Working Memory, Positive Affect, Negative Affect and Geriatric Depression. In general, scores on the cognitive measures were comparable to age and education normative data for lower educated convenience samples used widely in US clinical research [77-80]. These Costa Ricans differed from US-based sample in their self-reported affective profiles. Positive affect was very high, 10 points higher than US normed comparisons (31.3 vs. 40.6, out of 50 possible) while negative affect was about equivalent [81]. Thus these Costa Rican older adults were happy, as evidenced by the high ratio of positive affect to relatively low negative affect. Similar to their negative affect scores, these older adults' geriatric depression scores were also low but not substantively different than US-based healthy aging community samples [81]. Given this sample's relatively good health, average negative affect/depressive symptoms, and high positive affect, we tested the role of affect and depression on cognitive performance using a standard battery of neuropsychological measures.

Costa Ricans have been found to be one of the happiest nations in the world in the survey literature [<http://www.well-beingindex.com/>]. By result we believed that their affective profiles would differ substantively from common US affective profiles and also be differentially related to their cognitive performance. We used SEM to understand if positive affect plays a greater role in the cognitive-affective profile of Costa Ricans than most US studies that find broad cognitive decrements, especially depression [19]. We were somewhat surprised to find that depressive symptoms were selectively correlated to decrements in working memory and that negative and positive affect contributed very limited amounts of variance to any of the cognitive

factors. In hindsight, these results are fully convergent with the findings of a large and well-controlled meta-analysis of the neuropsychological impact of depression on cognitive ability [19] that showed that executive function, especially working memory tasks, were most susceptible to depression. Our results are the most frequently occurring when power is sufficient and methods rigorous. Parallel findings in US-based samples include a study by Turner et al., [43], which found an inverse relationship between depressive symptoms indicated on the GDS and working memory ability was observed. In addition, O'Bryant et al., [46] observed an inverse association between depression, as measured by the GDS, and attention. Given that working memory tasks also involve attentional processes, these findings are germane to the findings in the present study. However, the results reported by Danhauer et al., [44] were discrepant in that depression failed to predict working memory performance in this study. US-based studies examining the effect of depressive symptoms and negative and positive affect have observed negative effects of GDS symptoms on measures of semantic memory, verbal memory, immediate recall, delayed recall, figural memory, and visuospatial ability [43,44,46].

The current SEM has unique analytical strengths. First, application of CFA is a multivariate measurement of common variance that attenuates error variance and results in purer indices of each factor. Second, the use of SEM allowed us to model explicitly the covariance among cognitive factors and among affective measures. Thus, we were able to understand each factor's unique contribution to the model, given its interdependence on the other latent variables. The reported results are very specific. This WM factor is not contaminated with speed of processing or other measured cognitive factors (cf., [19] for comment on depressive effects on WM in the absence of psychomotor retardation). Likewise, the GDS represents symptoms that are richly cognitive - free of negative or positive affect. Thus, the current model suggests that working memory buffer size - not speed - was particularly susceptible to the effects of cognitive symptomatology measured by the GDS. Core depressive symptoms that affect cognition appear to be uniquely related to cognitive dysfunction over and above any individual's predisposition toward negative or low positive emotional components.

The results from the present study did not observe associations between depressive symptoms and memory or reasoning abilities (neither zero-order correlations nor structural paths tested in SEM). High or low levels of affect did not affect cognition. The lack of an association of positive or negative affect with any of the cognitive latent variables diverged from the findings of other studies [43,44]. Our study methodology was well-controlled and our sample is likely to be different from these US-based samples. Costa Rican older adults experience more positive affect and equivalent negative affect and thus the ratio of positive to negative may help explain this difference. High positive affect is likely to dampen the impact of negative affect on cognition [36]. One could imagine that our Costa Rican older adults are emotionally more stable and thus less distractible.

Though this report is based on a convenience sample, these Costa Rican older adults benchmark successful aging among Hispanics-Central Americans. They provide us some insight into what Hispanic aging looks like in the absence of the sociopolitical pressures that mark so much of US health disparities research on US Latino aging. While this paper provides cognitive aging researchers a touchstone of healthy Hispanic aging, it also greatly limits the generalizability of these findings. Use of these data as norms for Hispanic-US Americans who live in the current US political landscape would be inappropriate.

Future research on the cognitive consequences of depression in Latin American older adults should aim to use longitudinal research designs and sample from multiple Latin American nations in order to better understand differences in cognitive aging in Latin America.

Acknowledgements

Supported by R21TW009665 Epidemiology and development of Alzheimer's disease in healthy aging Costa Ricans and P30AG035982 Alzheimer Disease Core Center.

References

1. Kinsella K, He W (2009) *An Aging World: 2008*, National Institute on Aging and US Census Bureau. Washington DC.
2. Kalaria RN, Maestre GE, Arizaga R, Friedland RP, Galasko D, et al. (2008) Alzheimer's disease and vascular dementia in developing countries: prevalence, management, and risk factors. *Lancet Neurol* 7: 812-826.
3. Rosero-Bixby L, Dow WH (2009) Surprising SES gradients in mortality, health, and biomarkers in a Latin American population of adults. *The Journals of Gerontology Series B: Psychological Sciences and Social Sciences*, 64: 105-117.
4. Rehkopf DH, Dow WH, Rosero-Bixby L (2010) Differences in the association of cardiovascular risk factors with education: a comparison of Costa Rica (CRELES) and the USA (NHANES). *J Epidemiol Community Health* 64: 821-828.
5. Byers AL, Covinsky KE, Barnes DE, Yaffe K (2012) Dysthymia and depression increase risk of dementia and mortality among older veterans. *Am J Geriatr Psychiatry* 20: 664-672.
6. Byers AL, Yaffe K (2011) Depression and risk of developing dementia. *Nat Rev Neurol* 7: 323-331. Blazer DG, Hybels CF (2004) What symptoms of depression predict mortality in community-dwelling elders? *J Am Geriatr Soc* 52: 2052-2056.
7. Hamer M, Bates CJ, Mishra GD (2011) Depression, physical function, and risk of mortality: National Diet and Nutrition Survey in adults older than 65 years. *Am J Geriatr Psychiatry* 19: 72-78.
8. Steffens DC, Skoog I, Norton MC, Hart AD, Tschanz JT, et al. (2000) Prevalence of depression and its treatment in an elderly population: the Cache County study. *Arch Gen Psychiatry* 57: 601-607.
9. Guerra M, Ferri CP, Sosa AL, Salas A, Gaona C, et al. (2009) Late-life depression in Peru, Mexico and Venezuela: the 10/66 population-based study. *The British Journal of Psychiatry*, 195: 510-515.
10. Meeks TW, Vahia IV, Lavretsky H, Kulkarni G, Jeste DV (2011) A tune in , "a minor" can "b major" : a review of epidemiology, illness course, and public health implications of subthreshold depression in older adults. *Journal of Affective Disorders*, 129: 126-142.
11. Del Brutto OH, Mera RM, Del Brutto VJ, Maestre GE, Gardener H, et al. (2015) Influence of depression, anxiety and stress on cognitive performance in community-dwelling older adults living in rural Ecuador: Results of the Atahualpa Project. *Geriatrics & Gerontology International* 15: 508-514.
12. Mejia-Arango S, Gutierrez LM (2011) Prevalence and incidence rates of dementia and cognitive impairment no dementia in the Mexican population: data from the Mexican Health and Aging Study. *J Aging Health* 23: 1050-1074.
13. Soares LM, Cachioni M, Falcão DV, Batistoni SS, Lopes A, et al. (2012) Determinants of cognitive performance among community dwelling older adults in an impoverished sub-district of São Paulo in Brazil. *Arch Gerontol Geriatr* 54: e187-192.
14. Bunce D, Batterham PJ, Christensen H, Mackinnon AJ (2014) Causal Associations Between Depression Symptoms and Cognition in a Community-Based Cohort of Older Adults. *The American Journal of Geriatric Psychiatry*, 22: 1583-1591.
15. Dotson VM, Resnick SM, Zonderman AB (2008) Differential association of concurrent, baseline, and average depressive symptoms with cognitive decline in older adults. *The American Journal of Geriatric Psychiatry* 16: 318-330.
16. Royall DR, Palmer R, Chiodo LK, Polk MJ (2012) Depressive symptoms predict longitudinal change in executive control but not memory. *International Journal of Geriatric Psychiatry* 27: 89-96.
17. Shimada H, Park H, Makizako H, Doi T, Lee S, et al. (2014) Depressive symptoms and cognitive performance in older adults. *J Psychiatr Res* 57: 149-156.

18. Snyder HR (2013) Major depressive disorder is associated with broad impairments on neuropsychological measures of executive function: a meta-analysis and review. *Psychol Bull* 139: 81-132.
19. Herrmann LL, Goodwin GM, Ebmeier KP (2007) The cognitive neuropsychology of depression in the elderly. *Psychol Med* 37: 1693-1702.
20. McDermott LM, Ebmeier KP (2009) A meta-analysis of depression severity and cognitive function. *J Affect Disord* 119: 1-8.
21. Elderkin-Thompson V, Kumar A, Bilker WB, Dunkin JJ, Mintz J, et al. (2003) Neuropsychological deficits among patients with late-onset minor and major depression. *Archives of Clinical Neuropsychology* 18: 529-549.
22. Mesholam-Gately RI, Giuliano AJ, Zillmer EA, Barakat LP, Kumar A, et al. (2012) Verbal learning and memory in older adults with minor and major depression. *Arch Clin Neuropsychol* 27: 196-207.
23. Han L, McCusker J, Cole M, Abrahamowicz M, Capek R (2008) 12-month cognitive outcomes of major and minor depression in older medical patients. *The American Journal of Geriatric Psychiatry* 16: 742-751.
24. Lavretsky H, Lyness JM (2009) Geriatric nonmajor depressive syndromes: minor depression, dysthymia, and subsyndromal depression, *Mood disorders in late life* (2nd edn). Informa Healthcare, New York.
25. Alexopoulos GS, Meyers BS, Young RC, Kakuma T, Silbersweig D, et al. (1997) Clinically defined vascular depression. *Am J Psychiatry* 154: 562-565.
26. Hybels CF, Blazer DG, Landerman LR, Steffens DC (2011) Heterogeneity in symptom profiles among older adults diagnosed with major depression. *Int Psychogeriatr* 23: 906-922.
27. Hybels CF, Landerman LR, Blazer DG (2013) Latent Subtypes of Depression in a Community Sample of Older Adults: Can Depression Clusters Predict Future Depression Trajectories? *Journal of Psychiatric Research* 47: 1288-1297.
28. Mezuk B, Kendler KS (2012) Examining variation in depressive symptoms over the life course: a latent class analysis. *Psychol Med* 42: 2037-2046.
29. Haynie DA, Berg S, Johansson B, Gatz M, Zarit SH (2001) Symptoms of depression in the oldest old: a longitudinal study. *J Gerontol B Psychol Sci Soc Sci* 56: P111-118.
30. Nguyen HT, Zonderman AB (2006) Relationship between age and aspects of depression: consistency and reliability across two longitudinal studies. *Psychol Aging* 21: 119-126.
31. Wuthrich VM, Johnco CJ, Wetherell JL (2015) Differences in anxiety and depression symptoms: comparison between older and younger clinical samples. *International Psychogeriatrics* 1-10.
32. Gallo JJ, Anthony JC, Muthén BO (1994) Age differences in the symptoms of depression: a latent trait analysis. *J Gerontol* 49: P251-264.
33. Stallings MC, Dunham CC, Gatz M, Baker LA, Bengtson VL (1997) Relationships among life events and psychological well-being: More evidence for a two-factor theory of well-being. *Journal of Applied Gerontology*, 16: 104-119.
34. Clark LA, Watson D (1991) Tripartite model of anxiety and depression: psychometric evidence and taxonomic implications. *Journal of Abnormal Psychology*, 100: 316-336.
35. Watson D, Clark LA, Carey G (1988) Positive and negative affectivity and their relation to anxiety and depressive disorders. *J Abnorm Psychol* 97: 346-353.
36. Watson D, Weber K, Assenheimer JS, Clark LA, Strauss ME et al (1995) Testing a tripartite model: I. Evaluating the convergent and discriminant validity of anxiety and depression symptom scales. *Journal of Abnormal Psychology* 104: 3-14.
37. Teachman BA, Siedlecki KL, Magee JC (2007) Aging and symptoms of anxiety and depression: structural invariance of the tripartite model. *Psychol Aging* 22: 160-170.
38. Harralson T L, Lawton MP (1999) Salience of positive and negative affect in the recognition of depression among elderly persons. *Dialogues in Clinical Neuroscience*, 1: 129-133.
39. Mitchell RL, Phillips LH (2007) The psychological, neurochemical and functional neuroanatomical mediators of the effects of positive and negative mood on executive functions. *Neuropsychologia*, 45: 617-629.
40. Allen PA, Kaut K, Baena E, Lien MC, Ruthuff E (2011) Individual differences in positive affect moderate age-related declines in episodic long-term memory. *Journal of Cognitive Psychology*, 23: 768-779.
41. Hill RD, van Boxtel MP, Ponds R, Houx PJ, Jolles J (2005). Positive affect and its relationship to free recall memory performance in a sample of older Dutch adults from the Maastricht Aging Study. *International Journal of Geriatric Psychiatry*, 20(5), 429-435.
42. Turner AD, Capuano AW, Wilson RS, & Barnes LL (2015) Depressive symptoms and cognitive decline in older African Americans: two scales and their factors. *The American Journal of Geriatric Psychiatry*, 23: 568-578.
43. Danhauer SC, Legault C, Bandos H, Kidwell K, Costantino J, et al. (2013) Positive and negative affect, depression, and cognitive processes in the Cognition in the Study of Tamoxifen and Raloxifene (Co-STAR) Trial. *Neuropsychol Dev Cogn B Aging Neuropsychol Cogn* 20: 532-552.
44. Hall JR, O'Bryant SE, Johnson LA, Barber RC (2011) Depressive symptom clusters and neuropsychological performance in mild Alzheimer's and cognitively normal elderly. *Depress Res Treat* 2011: 396958.
45. O'Bryant SE, Hall JR, Cukrowicz KC, Edwards M, Johnson LA, et al. (2011) The differential impact of depressive symptom clusters on cognition in a rural multi-ethnic cohort: a Project FRONTIER study. *International Journal of Geriatric Psychiatry* 26: 199-205.
46. Yesavage JA, Brink TL, Rose TL, Lum O, Huang V, et al. (1982) Development and validation of a geriatric depression screening scale: a preliminary report. *J Psychiatr Res* 17: 37-49.
47. Wancata J, Alexandrowicz R, Marquart B, Weiss M, Friedrich F (2006) The criterion validity of the Geriatric Depression Scale: a systematic review. *Acta Psychiatr Scand* 114: 398-410.
48. Blanco-Molina M, Salazar-Villanea M (2014) Escala de Depresión Geriátrica GDS de Yesavage Compendio de Instrumentos de Medición IIP-2014 241-246.
49. Watson D, Clark LA, Tellegen A (1988) Development and validation of brief measures of positive and negative affect: the PANAS scales. *Journal of Personality and Social Psychology*, 54: 1063-1070.
50. Blanco-Molina, M. y. S.-V, M. (2014). Escala de Afectividad (PANAS) de Watson y Clark en Adultos Mayores. In V. Smith-Castro (Ed.), *Compendio de Instrumentos de Medición IIP-2014*.
51. Roth M, Tym E, Mountjoy CQ, Huppert FA, Hendrie H, et al. (1986) CAMDEX. A standardised instrument for the diagnosis of mental disorder in the elderly with special reference to the early detection of dementia. *Br J Psychiatry* 149: 698-709.
52. Llinás Reglá J, Villalta Franch J, López-Pousa S (1991) CAMDEX: Adaptación y validación española. *Áncora*, Barcelona.
53. Fillenbaum GG, van Belle G, Morris JC, Mohs RC, Mirra SS, et al. (2008) Consortium to Establish a Registry for Alzheimer's Disease (CERAD): the first twenty years. *Alzheimers Dement* 4: 96-109.
54. Morris JC, Heyman A, Mohs RC, Hughes JP, van Belle G, et al. (1989) The Consortium to Establish a Registry for Alzheimer's Disease (CERAD). Part I. Clinical and neuropsychological assessment of Alzheimer's disease. *Neurology* 39: 1159-1165.
55. Reitan RM (1958) Validity of the Trail Making Test as an indicator of organic brain damage. *Perceptual and Motor Skills* 8: 271-276.
56. Wechsler D (1981) *Manual for the Wechsler Adult Intelligence Scale-Revised*. Psychological Corporation, New York.
57. Little TD, Rhemtulla M, Gibson K, Schoemann AM (2013) Why the items versus parcels controversy needn't be one. *Psychol Methods* 18: 285-300.
58. Cheung GW, Rensvold RB (2002) Evaluating goodness-of-fit indexes for testing measurement invariance. *Structural Equation Modeling*, 9: 233-255.
59. Little TD, Cunningham WA, Shahar G, Widaman KF (2002) To parcel or not to parcel: Exploring the question, weighing the merits. *Structural equation modeling*, 9: 151-173.
60. Grice JW (2001) Computing and evaluating factor scores. *Psychol Methods* 6: 430-450.
61. Muthén B (1984) A general structural equation model with dichotomous, ordered categorical, and continuous latent variable indicators. *Psychometrika*, 49: 185-132.
62. Muthén B (1978) Contributions to factor analysis of dichotomous variables. *Psychometrika* 43: 551-560.

63. Muthén BO, Satorra A (1995) Technical aspects of Muthén's LISCOMP approach to estimation of latent variable relations with a comprehensive measurement model. *Psychometrika* 60: 489-503.
64. Muthén LL, Muthén BO (2001) *Mplus: User's guide*, Muthén & Muthén. Los Angeles.
65. Enders CK (2010) *Applied missing data analysis*. Guilford, New York.
66. Kaplan D (2000) *Structural equation modeling: foundations and extensions*. Thousand Oaks, Sage, CA.
67. Browne MW, Cudeck R (1993) Alternative ways of assessing model fit, *Testing Structural Equation Models* (pp. 136-162). Newbury Park, Sage, CA.
68. Bentler PM (1990) Comparative fit indexes in structural models. *Psychol Bull* 107: 238-246.
69. West SG, Talar AB, Wu W (2012) Model fit and model selection in structural equation modeling, *Handbook of Structural Equation Modeling*. Guilford, New York.
70. Hu LA, Bentler PM (1999) Cutoff criteria for fit indexes in covariance structure analysis: Conventional criteria versus new alternatives. *Structural Equation Modeling* 6: 1-55.
71. Little TD (2013) *Longitudinal structural equation modeling*. Guilford, New York.
72. Kline RB (2011) *Principles and practice of structural equation modeling*. Guilford: New York.
73. Rosseel Y (2012) lavaan: An R package for structural equation modeling. *Journal of Statistical Software* 48: 1-36.
74. Williams JG, Huppert FA, Matthews FE, Nickson J; MRC Cognitive Function and Ageing Study (MRC CFAS) (2003) Performance and normative values of a concise neuropsychological test (CAMCOG) in an elderly population sample. *Int J Geriatr Psychiatry* 18: 631-644.
75. Bertolucci PH, Okamoto IH, Brucki SM, Siviero MO, Toniolo Neto J, et al. (2001) Applicability of the CERAD neuropsychological battery to Brazilian elderly. *Arq Neuropsiquiatr* 59: 532-536.
76. Paajanen T, Hänninen T, Tunnard C, Mecocci P, Sobow T, et al. (2009) CERAD neuropsychological battery total score in multinational mild cognitive impairment and control populations: the AddNeuroMed study. *Journal of Alzheimer's disease: JAD*, 22: 1089-1097.
77. Welsh KA, Butters N, Mohs RC, Beekly D, Edland S, et al. (1994) The Consortium to Establish a Registry for Alzheimer's Disease (CERAD). Part V. A normative study of the neuropsychological battery. *Neurology* 44: 609-614.
78. Heaton RK, Miller SW, Taylor MJ (2004) *Grant Revised comprehensive norms for an expanded Halstead-Reitan battery (norms, manual and computer program)*. Odessa, FL: Psychological Assessment Resources.
79. Wechsler D (2008) *Wechsler Adult Intelligence Scale-Fourth Edition*. San Antonio, Pearson, TX.
80. Crawford JR, Henry JD (2004) The Positive and Negative Affect Schedule (PANAS): Construct validity, measurement properties and normative data in a large non-clinical sample. *British Journal of Clinical Psychology* 43: 245-265.
81. Lopez MN, Quan NM, Carvajal PM (2010) A Psychometric Study of the Geriatric Depression Scale. *European Journal of Psychological Assessment* 26: 55-60.

Citation: Salazar-Villanea M, Liebmann E, Garnier-Villarreal M, Montenegro-Montenegro E, Johnson DK (2015) Resilience Restoration. *J Depress Anxiety* 4: 204. doi:[10.4200/2167-1044.1000204](https://doi.org/10.4200/2167-1044.1000204)

Submit your next manuscript and get advantages of OMICS Group submissions

Unique features:

- Increased global visibility of articles through worldwide distribution and indexing
- Showcasing recent research output in a timely and updated manner
- Special issues on the current trends of scientific research

Special features:

- 700 Open Access Journals
- 50,000 editorial team
- Rapid review process
- Quality and quick editorial, review and publication processing
- Indexing at PubMed (partial), Scopus, DOAJ, EBSCO, Index Copernicus and Google Scholar etc
- Sharing Option: Social Networking Enabled
- Authors, Reviewers and Editors rewarded with online Scientific Credits
- Better discount for your subsequent articles

Submit your manuscript at: <http://www.omicsgroup.org/journals/submission/>