

Dye Sensitized Solar Cells Based on Different Solvents: Comparative Study

Zulfiqar Ali Shah^{1*}, Kiran Zaib² Asghar Khan², Munawar saeed¹

¹Department of Basic Sciences & Humanities, Khwaja Fareed University of Engineering and IT, Rahim Yar Khan, Pakistan

²Department of Physics, Hazara University, Hazara, Mansehra, Dhodial, Pakistan

Abstract

Solution of Z907 dye in two different solvents, namely ethanol (EtOH) and chloroform (CHCl₃) are prepared and utilized in dye-sensitized solar cells (DSSCs). The effects of dye solvents on the performance of these cells have been investigated and the results are represented. The DSSCs that used EtOH as a dye-adsorption solvent showed an improved solar cell efficiency relative to the DSSCs that used CHCl₃. For dye-adsorption solvents, the highest conversion efficiency of 1.40% is achieved using CHCl₃ and 0.15% for EtOH, respectively. Photo- and electrochemical tests of Z907 dye in ethanol, adsorbed on the TiO₂ surface showed low dye loading and coverage on the surface, shorter electron lifetime and the greater resistance in the TiO₂/dye/electrolyte interface, publicized to the dye aggregation at the TiO₂ surface, which decreased the solar cell performance of the DSSCs.

Keywords: Energy conversion; Ruthenium dye; Dye sensitized solar cells; Sensitizers; Solvent effects

Introduction

The increase in the consumption of energy and its bad effect on environment, have led us to find more and more renewable energy sources. In this scenario the solar energy is famous and well known candidate. Gratzel or dye sensitized solar cells (DSSCs) are the third generation of solar cell and are feasible alternative to inorganic solar cells because of their easy and lower cost of production [1] and exhibit commercially pragmatic energy conversion efficiency [2]. Since the dye plays an important role in absorbing visible light and transferring photon energy into electricity, much attention has been paid to survey the effective sensitizer dyes [3]. The dye-sensitized solar cells (DSSC) which belong to the thin film group emerged as a new class of low cost energy conversion devices with simple manufacturing procedures [4]. The light to current conversion efficiency in DSSCs is achieved by injection of electron from valance band of excited dye into the conduction band of the semiconductor oxide, followed by dye regeneration with the help of electrolyte and moving hole to the counter electrode shown in (Figure 1). Extensively large amount of work has been done on dye molecule [5-7], semiconductor TiO₂ electrodes [8-10], counter electrodes [11] and electrolytes [12,13] to improve the DSSCs efficiency and stability. The design of organic dyes (i.e., geometric structures, molecular orbital energy, absorption profiles, and aggregation states of the dye) [14,15], reduction of the rate of charge recombination and the lack of electron donating moiety in the oxidized organic dye have also been proposed to have a great influence on output of DSSCs [16,17]. Thus, there is an intense need to design the molecular structure of organic dye or dye solvents to prevent dye aggregation (Figures 1 and 2).

In this Communication, the effect of chloroform and ethanol (as solvent for Z907 dye based DSSCs) on the absorption and solar cell performance are studied and evaluated. The synthesis and characterization of DSSCs composed of ITO, TiO₂ (dense and nonporous films), Z907 dye as sensitizers in DSSCs are investigated. The chemical structure of Z907 is shown in (Figure 2). The current-voltage results obtained are summarized in (Table 1). The device using chloroform as dye absorption solvent gives photon to current conversion efficiency of 1.40% higher as compared to similar device using ethanol, under full sun illumination (AM1.5, 100 mW/cm²).

Experimental Section

Fabrication

Two devices are prepared with a standard procedure, firstly ITOs

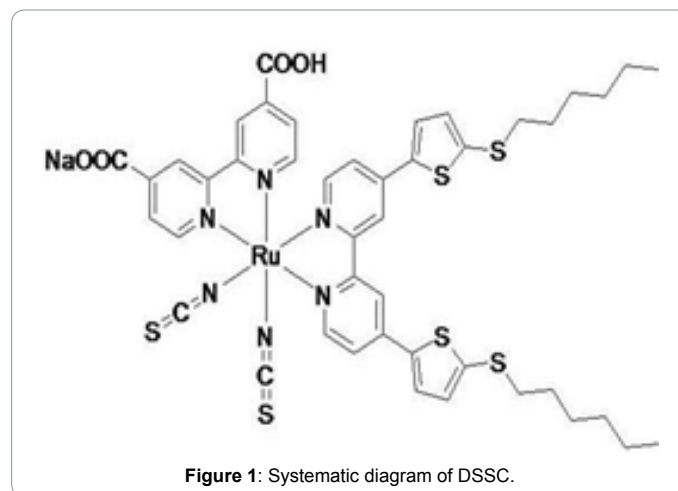


Figure 1: Systematic diagram of DSSC.

glass substrates are cleaned by treating them with washing powder, ethanol and IPA. The semiconductor TiO₂ dense and nonporous layers are pasted by spin coating and doctor blade techniques respectively, reaching a thickness of approximately 20 nm for dense layer and 30 μm for TiO₂ nonporous layer and then annealed for 45 mins in carbolated furnaces on 450°C. After that two photo electrodes are dipped in two different beakers with first have Z907 dye solution in ethanol as solvent and second in chloroform with 3 × 10⁻⁴ M for both solutions for a night. Both working electrode and carbon coated counter electrode are sealed together using binding clips as shown in (Figure 3). Finally, the Iodine/Iodide-based liquid electrolyte is injected in between the electrodes through injection by capillary action (Figures 3 and 4).

*Corresponding author: Zulfiqar Ali Shah, Department of Physics Khwaja Fareed University Engineering and IT, Rahim Yar Khan, Pakistan, Tel: +92689239122; E-mail: szulfiqar01@yahoo.com

Received July 13, 2017; Accepted July 25, 2017; Published August 02, 2017

Citation: Shah ZA, Zaib K, Khalid M, saeed M (2017) Dye Sensitized Solar Cells Based on Different Solvents: Comparative Study. J Fundam Renewable Energy Appl 7: 234. doi:10.4172/20904541.1000234

Copyright: © 2017 Shah ZA, et al. This is an open-access article distributed under the terms of the Creative Commons Attribution License, which permits unrestricted use, distribution, and reproduction in any medium, provided the original author and source are credited.

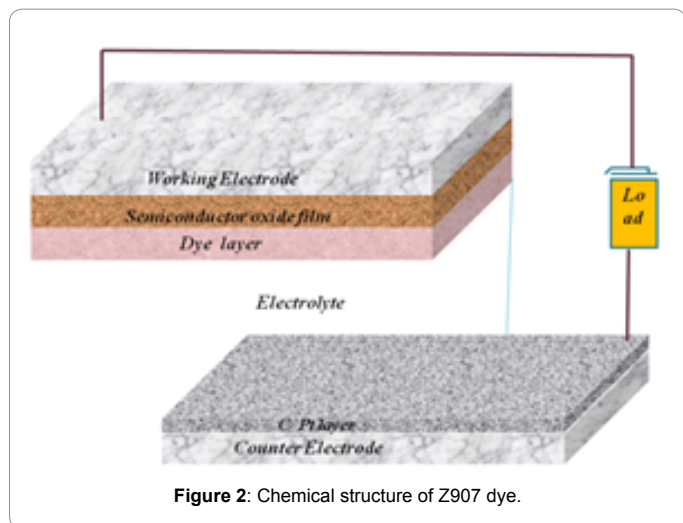


Figure 2: Chemical structure of Z907 dye.

	Voc (V)	Isc (mA)	Area (cm ²)	Jsc (mA/cm ²)	Fill Factor (%)	Efficiency (%)
Dye in Ethanol	0.29	0.131	2	0.065	81.1	0.15
Dye in Chloroform	0.62	0.88	2	0.44	50.5	1.40

Table 1: I-V Parameters for DSSCs in ethanol and chloroform.




Figure 3: DSSCs held together by binding clips.

Results and Discussion

The photovoltaic response of the Z907 based DSSCs for two selected dye absorbent solvents have been investigated. Specifically, current-voltage (I-V) characterization is investigated through KEITHLEY 2420 source meter shown in Figure 4 and I-V curve given in (Figure 5), measured under 1000 W/m² while other cell parameters such as Short circuit current (I_{sc}), Open circuit voltage (V_{oc}), current density fill factor (FF), efficiency (η) are measured through I-V curves and formulae and are summarized in (Table 1). The use of CHCl₃ as adsorption solvent increases the photovoltaic efficiencies that show the large dye loading from CHCl₃ solution on the TiO₂ surface rather EtOH.



Figure 4: Keighley 2420 Source meter.

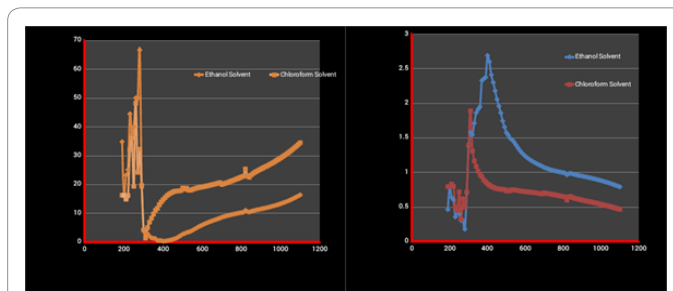


Figure 5: Measured I-V curves for CHCl₃ and EtOH as dye absorbent solvent.

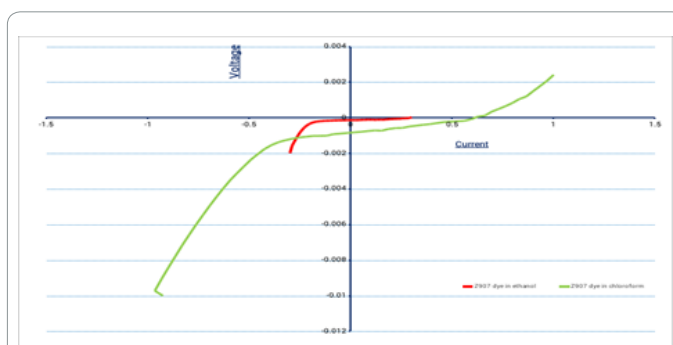


Figure 6: Transmittance and absorption spectra for ethanol and chloroform.

Efficiency

Efficiency is one of the most important representative parameter of the overall cell performance defined by the formula below:

$$\text{Efficiency } (\eta) = (V_{oc} \times J_{sc} \times FF) / P_{in}$$

UV transmittance and absorbance spectra are recorded on a SPECORD 200 as shown in (Figure 6). The Z907 dye is dissolved in CHCl₃ and EtOH to prepare dye solution and the concentrations of solutions used are set as 3 × 10⁻⁴M. Their spectroscopic data characterize all of their chemical structures. In the range of 300-650 nm, Z907 dye in CHCl₃ as compared to EtOH exhibited broad absorption. The n-π* and localized π-π* transitions attributes by short wavelength region i.e., from 280-340 nm while the long wavelength region i.e., 390-510 nm,

attributes charge transfer transitional energy of the delocalized π - π^* transition and results in donor- π -acceptor system. With respect to CHCl_3 , the absorption band is relatively blue-shifted using EtOH. This action is due to the solvent effect (Table 1). The charge transfer absorption band is destabilized in ethanol like solvents because of hydrogen bonding interactions between the donor and/or acceptor moieties and ethanol [18,19] while CHCl_3 is less polar than EtOH and thus transfer absorption band is more favourable for it (Figures 5 and 6).

Conclusion

Two DSSCs are fabricated and are constantly soaked in Z907 dye solution during the whole night hours. The UV spectra and photovoltaic performance of two devices are tested in CHCl_3 and EtOH solution as dye adsorption solvents, and it is found that the photovoltaic performances are influenced by the dye adsorption solvent. The highest photon to current conversion efficiency of 1.40% is obtained for CHCl_3 , as a dye solvent. The conversion efficiency of the DSSC is found strongly dependent on the kind of solvent used, because dye solvent directly affects the loading of dye and charge moieties in DSSCs.

References

1. Gratzel M (2004) Conversion of sunlight to electric power by nanocrystalline dye-sensitized solar cells. *J Photochem Photobiol* 164: 3-14.
2. Regan B, Gratzel M (1991) A low-cost, high efficiency solar cell based on dye-sensitized colloidal TiO_2 films. *Nature* 353: 737-740.
3. Gao F, Wang Y, Shi D, Zhang J, Wang M, et al. (2008) TiO_2 nanotubes: Structure optimization for solar cells. *Chem* 130: 10720.
4. Nazeeruddin MK, Pechy P, Renouard T (2001) Engineering of efficient panchromatic sensitizers for nanocrystalline TiO_2 based solar cells. *J Amer Chem Society* 123: 1613-1624.
5. Renouard T, Fallahpour RA, Nazeeruddin MK (2002) Novel ruthenium sensitizers containing functionalized hybrid tetradentate ligands: synthesis, characterization, and INDO/S analysis. *Inorganic Chem* 41: 367-378.
6. Zakeeruddin SM, Nazeeruddin MK, Pechy P (1997) Molecular engineering of photosensitizers for nanocrystalline solar cells: Synthesis and characterization of Ru dyes based on phosphonated terpyridines. *Inorganic Chem* 36: 5937-5946.
7. Islam A, Sugihara H, Yanagida M (2002) Efficient panchromatic sensitization of nanocrystalline TiO_2 films by-diketonato ruthenium polypyridyl complexes. *New J Chem* 26: 966-968.
8. Kay A, Gratzel M (2002) Dye-sensitized core-shell nanocrystals, improved efficiency of mesoporous tin oxide electrodes coated with a thin layer of an insulating oxide. *Chem Mater* 14: 2930-2935.
9. Wang ZS, Huang CH, Huang Y (2001) A highly efficient solar cell made from a dye-modified ZnO-covered TiO_2 nanoporous electrode. *Chem Mater* 13: 678-682.
10. Wang ZS, Kawauchi H, Kashima T, Arakawa H (2004) Significant influence of TiO_2 photoelectrode morphology on the energy conversion efficiency of N719 dye-sensitized solar cell. *Coordination Chem Rev* 248: 1381-1389.
11. Olsen E, Hagen G, Lindquist SE (2000) Dissolution of platinum in methoxy propionitrile containing LiI/I_2 . *Sol Energ Mat Sol Cells* 63: 267-273.
12. Saito Y, Kubo W, Kitamura T, Wada Y, Yanagida S (2004) I^-/I_3^- -redox reaction behavior on poly (3,4-ethylenedioxythiophene) counter electrode in dye-sensitized solar cells. *J Photochem Photobiol* 164: 153-157.
13. Kebede Z, Lindquist SE (1999) Donor-acceptor interaction between non-aqueous solvents and I_2 to generate I_3^- , and its implication in dye sensitized solar cells. *Sol Energ Mat Sol Cells* 57: 259-275.
14. Walsh PJ, Gordon KC, Officer DL, Campbell WM (2006) A DFT study of the optical properties of substituted Zn(II)TPP complexes. *Journal of Molecular Structure* 759: 17-24.
15. El-Shishtawy RM (2009) Functional dyes and some Hi-Tech applications. *Int J Photoenergy* 9: 21.
16. Peter LM (2007) Dye-sensitized nanocrystalline solar cells. *Phys Chem Chem Phys* 9: 2630-2642.
17. Hara K, Miyamoto K, Abe Y, Yanagida M (2005) Electron transport in coumarin dye sensitized nanocrystalline TiO_2 electrodes. *J Phys Chem* 109: 23776-23778.
18. Baheti A, Tyagi P, Thomas KRJ, Hsu YC, Lin JT (2009) Simple triarylamine-based dyes containing fluorene and biphenyl linkers for efficient dye-sensitized solar cells. *J Phys Chem* 113: 8541-8547.
19. Singh P, Baheti A, Thomas KRJ, Lee CP, Ho KC (2012) Fluorene-based organic dyes containing acetylene linkage for dye-sensitized solar cells. *Dyes Pigm* 95: 523-533.