



On Reverse Eccentric Connectivity Index of One Tetragonal Carbon Nanocones

Nejati A* and Mehdi A

Department of Mathematics, College of Basic Science, Karaj Branch, Islamic Azad University, Alborz, Iran

Abstract

Let G be a molecular graph. The reverse eccentric connectivity index is defined as $REEC(G) = \sum_{u \in V(G)} \frac{ecc(u)}{S_u}$, where $ecc(u)$ is a largest distance between u and any other vertex v of molecular graph G and S_u is the sum of the degrees of all vertices v , adjacent to vertex u . In this paper, an exact formula for the reverse eccentric connectivity index of one tetragonal carbon nanocones was computed.

Keywords: Eccentricity; Reverse eccentric connectivity index; Topological index

Introduction

Research into carbon nanocones (CNC) started almost at the same time as the discovery of carbon nanotube (CNT) in 1991. In recent years, nanostructures involving carbon have been the focus of an intense research activity, which is driven to a large extent by the quest for new materials with specific applications. Ball studied the closure of (CNT) and mentioned that (CNT) could be sealed by a conical cap, [1]. The official report of the discovery of isolated CNC was made in, 1994 when Ge and Sattler reported their observations of carbon cones mixed together with tubules on a flat graphite surface [2]. These are constructed from a graphene sheet by removing a 60° wedge and joining the edges to produce a cone with a single pentagonal defect at the apex. If a 120° wedge is considered then a cone with a single square defect at the apex is obtained. The case of 240° wedges yields a single triangle defect at the apex [3-5].

Topological indices are graph invariants and are used for Quantitative Structure - Activity Relationship (QSAR) and Quantitative Structure - Property Relationship (QSPR) studies, [6-8]. Many topological indices have been defined and several of them have found applications as means to model physical, chemical, pharmaceutical and other properties of molecules.

A topological index of a molecular graph G is a numeric quantity related to G . The oldest nontrivial topological index is the Wiener index which was introduced by Harold Wiener. John Platt was the only person who immediately realized the importance of the Wiener's pioneering work and wrote papers analyzing and interpreting the physical meaning of the Wiener index.

We now recall some algebraic definitions that will be used in the paper. Let G be a simple molecular graph without directed and multiple edges and without loops, the vertex and edge-sets of which are represented by $V(G)$ and $E(G)$, respectively. The vertices in G are connected by an edge if there exists an edge $uv \in E(G)$ connecting the vertices u and v in G so that $u, v \in V(G)$. In chemical graphs, the vertices of the graph correspond to the atoms of the molecule, and the edges represent the chemical bonds. The number of vertices and edges in a graph will be defined by $|V(G)|$ and $|E(G)|$ respectively. In graph theory, a path of length n in a graph is a sequence of $n+1$ vertices such that from each of its vertices there is an edge to the next vertex in the sequence. A vertex is external, if it lies on the boundary of the unbounded face of G , otherwise, the vertex is called internal.

The distance $d_G(u, v)$ is defined as the length of the shortest path

between u and v in G . $D(u)$ denotes the sum of distances between u and all other vertices of G . For a given vertex u of $V(G)$ its eccentricity, $ecc(u)$, is the largest distance between u and any other vertex v of G . The maximum eccentricity over all vertices of G is called the diameter of G and denoted by $Diam(G)$ and the minimum eccentricity among the vertices of G is called radius of G and denoted by $R(G)$ and for any vertex u , S_u is the sum of the degrees of its neighborhoods and $deg_G(u)$ denotes the degree of the vertex u .

The Wiener index [9] is one of the most used topological indices with high correlation with many physical and chemical indices of molecular compounds. The Wiener index of a molecular graph G , denoted by $W(G)$, is defined

$$W(G) = \frac{1}{2} \sum_{u \in V(G)} D(u)$$

The eccentric connectivity index of the molecular graph G , $\xi^c(G)$, was proposed by Sharma, V and Gosvami [4]. It is defined as

$$\xi^c(G) = \sum_{u \in V(G)} deg_G(u) ecc(u).$$

The modified eccentric connectivity index (MEC) is defined as.

$$\Lambda(G) = \sum_{u \in V(G)} S_u \cdot ecc(u)$$

Recently, Ediz et al. [10] introduced a distance-based molecular structure descriptor, the reverse eccentric connectivity index defined as,

$$REEC(G) = \sum_{u \in V(G)} \frac{ecc(u)}{S_u}.$$

In this paper by using an algebraic method, we calculate the reverse eccentric connectivity index of one tetragonal carbon nanocones.

Result and Discussion

Let $C[n] = CNC_4[n]$. Our notation is standard and mainly taken from standard books of graph theory and the books of Trinajstić and

*Corresponding author: Nejati A, Department of Mathematics, College of Basic Science, Karaj Branch, Islamic Azad University, Alborz, Iran, Tel: +98 (261) 4418143-9; E-mail: a.nejati@iautb.ac.ir

Received April 01, 2014; Accepted July 04, 2014; Published July 08, 2014

Citation: Nejati A, Mehdi A (2014) On Reverse Eccentric Connectivity Index of One Tetragonal Carbon Nanocones. J Theor Comput Sci 1: 115. doi: 10.4172/jtco.1000115

Copyright: © 2014 Nejati A, et al. This is an open-access article distributed under the terms of the Creative Commons Attribution License, which permits unrestricted use, distribution, and reproduction in any medium, provided the original author and source are credited.

Kumar [11,12]. In this section, the reverse eccentric connectivity index of $C[n]$ are calculated. To do this, the following lemmas are necessary.

Lemma

$$|V(C[n])| = 4(n+1)^2, |E(C[n])| = 6n^2 + 10n + 4$$

Proof. It is clear.

Lemma

$$\min(ecc(C[n])) = 2n + 2, \max(ecc(C[n])) = 4n + 2.$$

Proof. Suppose u is a vertex of the central square of S . Then from Figure 1 one can see that there exists a vertex v of degree 2 such that $d_G(u, v) = 2n + 2$ and so $ecc(u) = 2n + 2$. On the other hand, there exists another vertex w of degree 2 such that $d_G(u, w) = 2n$. Therefore, the shortest path with maximum length is connecting two vertices of degree 2 in $C[n]$. This complete the proof.

The proof of Lemma 2.2, shows that the eccentricities of vertices of $C[n]$ are varied between $2n+2$ and $4n+2$. Furthermore, we observe that there are two types of vertices in $C[n]$. $4n^2$ internal vertices of degree 3 have eccentricities between $2n+2$ and $4n$ and $4n$ external vertices of degree 3 and $4n+4$ external vertices of degree 2 have eccentricities between $3n+2$ and $4n+2$.

Now we use an algebraic method for computing the eccentric connectivity of $C[n]$. For this purpose we consider two cases. The first case when n is an odd number and the second case when n is an even number. From Figure 2 when n is an odd number, the external vertices of $C[n]$ are made of $\frac{n+1}{2}$ types of vertices of degree 3 with eccentric connectivity equal to $3n+2+2k$ and $\frac{n+1}{2}$ types of vertices of degree 2 with eccentric connectivity equal to $3n+3+2k$ for $0 \leq k \leq \frac{n-1}{2}$. But from Figure 3 when n is an even number, the external vertices of $C[n]$ is made of $\frac{n}{2}$ type vertices of degree 3 with eccentric connectivity equals to $3n+3+2k$ for $0 \leq k \leq \frac{n-2}{2}$ and $\frac{n+2}{2}$ type vertices of degree 2 with eccentric connectivity $3n+2+2k$ for $0 \leq k \leq \frac{n}{2}$. Also, we observe that there are four types of vertex neighborhoods in $C[n]$. For all internal vertices, the product of their neighbors degrees is equal to 27. Then, there are $4n$ external vertices of degree 3 such that for all of them, the product of their neighbors degrees is equal to 12. There are exactly 8 external vertices of degree 2 such that their neighbors are of degrees

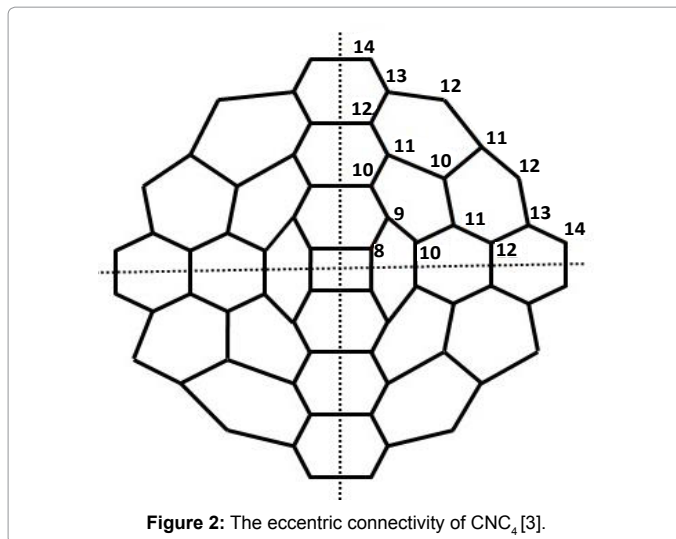


Figure 2: The eccentric connectivity of $CNC_4[3]$.

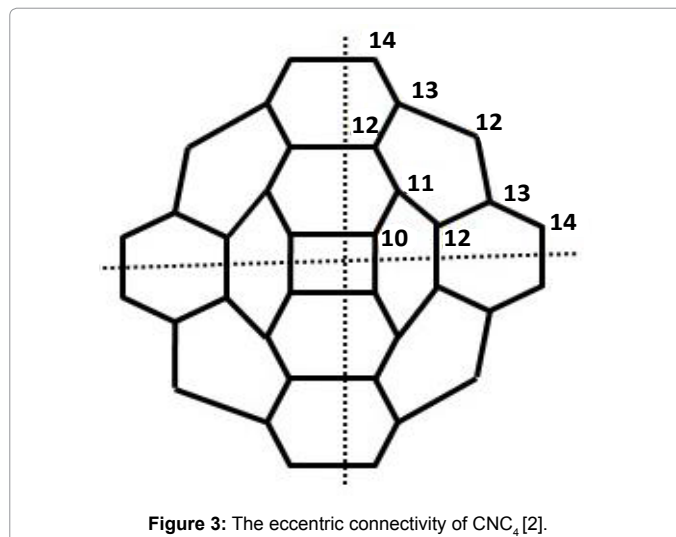


Figure 3: The eccentric connectivity of $CNC_4[2]$.

2 and 3 and for all of them, the product of their neighbors degrees is equal to 6. Finally, there are $4n-4$ vertices of degree 2 such that both neighbors of them are of degree 3.

In the following theorem, the reverse eccentric connectivity index of $C[n]$ is computed when $n(\geq 1)$ is an odd number.

Theorem: The reverse eccentric connectivity index of $C[n]$ is given by:

$$REEC(C[n]) = \frac{4}{3}n^3 + 5n^2 + \frac{1886}{315}n + \frac{67}{35},$$

where $n(\geq 1)$ is an odd number.

Proof. With respect to Figure 2, $C[n] = \bigcup_{i=1}^n T_i$, where $\{T_i\}$ is a partition of the molecular graph $C[n]$. We have 4 types of vertices for every section of T_i . There are 8 vertices of type 1 with maximum eccentric connectivity $4n+2$ and $S_u=5$. Also there are $8(n-2l-2)$ vertices of type 2 when $0 \leq l \leq \frac{n-3}{2}$. The eccentric connectivity of $4(n-2l-2)$ vertices of them equals to $3n-2l$ and the eccentric connectivity of other vertices equals to $3n-1-2l$. For $l \leq k \leq l+1$, if $k-l=0$ then we have 8 vertices with $S_u=7$ and $8k$ vertices with $S_u=9$. Also if $k-l=1$ then we have 8 vertices with $S_u=6$ and $8k$ vertices with $S_u=9$ such that the eccentric connectivity of them is equals to $4n+1-k-l$ when

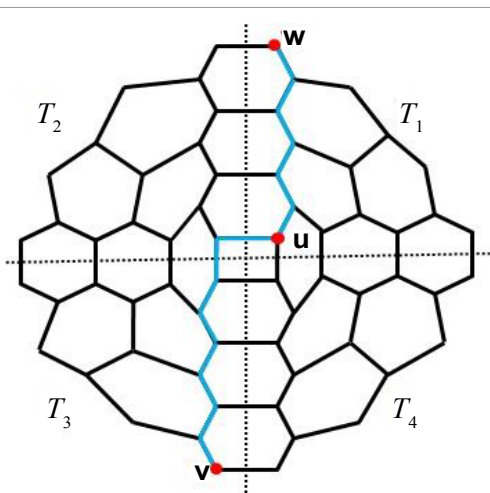


Figure 1: A maximum and minimum path for computing $ecc(u)$ in $CNC_4[3]$.

$0 \leq l \leq \frac{n-3}{2}$. Also we have 4 vertices with $S_u = 7$ and $4n-4$ vertices with $S_u = 9$ and $ecc(u) = 3n+2$ and $4n$ vertices with $S_u = 9$ and $ecc(u) = 3n+1$. Thus we have

$$REEC(C[n]) = \frac{32n+16}{5} + \sum_{l=0}^{(n-3)/2} \sum_{k=l}^{l+1} \left(\frac{8k}{9} + \frac{8}{7-k+l} \right) (4n+1-k-l) + \left(\frac{4}{7} + \frac{4n-4}{9} \right) (3n+2) + \frac{12n^2+4n}{9} + \sum_{l=0}^{(n-3)/2} \sum_{k=0}^1 \frac{(3n-2l-k)(4n-8l-8)}{9}$$

Now with a calculation in Matlab software we have

$$REEC(C[n]) = \frac{4}{3}n^3 + 5n^2 + \frac{1886}{315}n + \frac{67}{35}$$

In the following theorem, the reverse eccentric connectivity index of $C[n]$ is computed where $n(\geq 2)$ is an even number.

Theorem: The reverse eccentric connectivity index of $C[n]$ is given by:

$$REEC(C[n]) = \frac{4}{3}n^3 + 5n^2 + \frac{1886}{315}n + \frac{28}{15},$$

where $n(\geq 2)$ is an even number.

Proof. With respect to Figure 3, $C[n] = \bigcup_{i=1}^n T_i$ where $\{T_i\}$ is a partition of the molecular graph $C[n]$. We have 4 types of vertices for every section of T_i . We have 4 vertices with $S_u = 6$ and $4n$ vertices with $S_u = 9$ of type 1 with mean eccentric connectivity $3n=2$ and $8(n-2l-1)$ vertices ($0 \leq l \leq \frac{n-2}{2}$) with $S_u = 9$ of type 2, such that the eccentric connectivity of $4(n-2l-1)$ vertices of this type is equals to $3n+1-2l$ and the eccentric connectivity of other vertices of this type is equals to $3n-2l$. For $l \leq k \leq l+1$, if $k-l=0$ then we have $8l+8$ vertices with $S_u = 9$ and 8 vertices with $S_u = 6$. Also if $k-l=1$ then we have $8l+8$ vertices with $S_u = 9$ and 8 vertices with $S_u = 7$ $ecc(u) = 4n-l-k$ when $0 \leq l \leq \frac{n-4}{2}$. Also we ave 8 number of vertices with $S_u = 5$ and $ecc(u) = 4n+2$ and 8 vertices with $S_u = 7$ and $ecc(u) = 4n+1$. Thus it implies that :

$$REEC(C[n]) = \sum_{k=0}^1 \frac{8(4n+2-k)}{5+2k} + \sum_{l=0}^{(n-4)/2} \sum_{k=l}^{l+1} \left(\frac{8l+8}{9} + \frac{8}{6+k-l} \right) (4n-k-l) + \left(\frac{4n}{9} + \frac{4}{6} \right) (3n+2) + \sum_{l=0}^{(n-2)/2} \sum_{k=0}^1 \frac{(3n-2l-k+1)(4n-4-8l)}{9}$$

Now with a calculation in Matlab software we have

$$REEC(C[n]) = \frac{4}{3}n^3 + 5n^2 + \frac{1886}{315}n + \frac{28}{15}$$

References

- Ball P (1991) Needles in a carbon haystack, Nature 354: 18.
- Ge M, Sattler K (1994) Observation of fullerene cones. Chem Phys Lett 220: 192-196.
- Park N, Yoon M, Berger S, Ihm J, Osawa E, et al. (2003) Magnetism in all carbon nanostructures with negative gaussian curvature. Phy Rev Lett 91: 237204.
- Sharma V, Gosvami R, Madan AK (1997) Eccentric connectivity index: a novel highly discriminating topological descriptor for structure - property and structure - activity studies. J Chem Inf Model 37: 273-282.
- Nelson DR, Peliti L (1987) Fluctuations in membranes with crystalline and hexatic order. Phys. (Paris) 48: 1085-1092.
- Balaban AT (1991) Topological indices and Related descriptors in QSAR and QSPR, Gordon and Breach Science Publishers, The Netherlands.
- Diudea MV, Stefu M, Park B, John PE (2004) Wiener index of armchair polyhex nanotubes. Croat. Chem Acta 77: 111.
- John PE, Diudea MV (2004) Wiener index of zig-zag polyhex nanotubes. Croat Chem Acta 77: 127-132.
- Wiener H (1947) Structural determination of paraffin boiling points. J Am Chem Soc 69: 17-20.
- Ediz S (2012) Reverse eccentric connectivity index. Optoelectron Adv Mater Rapid Comm 6: 664-667.
- Trinajstić N (1992) Chemical Graph Theory. CRC Press, Boca Raton, FL.
- Kumar V, Modan AK (1991) Application of graph theory: Models for prediction of carbonic anhydrase inhibitory activity of sulfonamides. J Math Chem 42: 925-940.

Citation: Nejati A, Mehdi A (2014) On Reverse Eccentric Connectivity Index of One Tetragonal Carbon Nanocones. J Theor Comput Sci 1: 115. doi: 10.4172/jtco.1000115

Submit your next manuscript and get advantages of OMICS Group submissions

Unique features:

- User friendly/feasible website-translation of your paper to 50 world's leading languages
- Audio Version of published paper
- Digital articles to share and explore

Special features:

- 350 Open Access Journals
- 30,000 editorial team
- 21 days rapid review process
- Quality and quick editorial, review and publication processing
- Indexing at PubMed (partial), Scopus, EBSCO, Index Copernicus and Google Scholar etc
- Sharing Option: Social Networking Enabled
- Authors, Reviewers and Editors rewarded with online Scientific Credits
- Better discount for your subsequent articles

Submit your manuscript at: <http://www.editorialmanager.com/biochem>