

Phytotoxic Effect of Dyeing Industry Effluent on Seed Germination and Early Growth of Lady's Finger

David Noel S* and Rajan MR

Department of Biology, Gandhigram Rural Institute-Deemed University, Gandhigram-624302, Tamilnadu, India

Abstract

An investigation was made to study the degree of toxicity of dyeing industry effluent on seed germination and early growth of Lady's finger. Physico-chemical parameters of dyeing industry such as pH, Electrical Conductivity, Total Solids, Total Dissolved Solids, Total hardness, Chloride, Sulphate, Dissolved oxygen, Biological Oxygen Demand, Chemical Oxygen Demand, Calcium, Sodium, and Potassium were analyzed of which electrical conductivity, total solids, total dissolved solids, sulphate, chemical oxygen demand were relatively high. Germination experiments were carried out in sterilized petri dishes containing 25, 50, 75 and 100% concentrations of untreated dyeing industry effluent. The germination percentage, growth parameters like plumule and radicle length, relative toxicity, percentage of phytotoxicity and tolerance index on the seed germination in response to dyeing effluent at various concentrations were also calculated. There was a gradual decrease in the percentage of seed germination and seedling growth with higher concentration of effluent. Relative toxicity and percentage of phytotoxicity was maximum at 100%. Growth parameter such as plumule and radicle length and tolerance index of seedlings was minimum at 100% and maximum at 25% of effluent concentration.

Keywords: Physico-chemical parameters; Dyeing industry effluent; Relative toxicity; Phytotoxicity; Tolerance index; Lady's finger

Abbreviations: EC: Electrical Conductivity; BOD: Biological Oxygen Demand; TDS: Total Soluble Solids; BIS: Bureau of Indian Standard; C: Celsius

Introduction

Industrialization plays a major role for the economic development of any nation. This led to the tremendous industrial activity across the world. In spite of various positive aspects of industrialization, the foremost negative aspect is pollution. Today, it has become a matter of major concern in the deterioration of the environment. With the rapid growth of industries (sugar, paper, tannery, sago and dyeing industries) in the country, pollution of natural water by industrial waste water has increased tremendously. Industries discharge a variety of pollutants with chemical constituents of undesirable concentration which can deteriorate the surface and ground water resources. The waste water treatment system in Indian industries is recommended to be essentially installed to meet the waste water discharge norms, but presently only 10% of the waste water generated is treated and the rest of untreated water is discharged into nearby water bodies [1]. Effluents from industries are normally considered as the main industrial pollutants containing organic and inorganic compounds, acids, alkalis, suspended solids and other materials. But when untreated effluents are discharged in to the environment, it disrupts the ecological niches of living organisms. The disposal of wastewater is a major problem faced by municipalities, particularly in the case of large metropolitan areas, with limited space for land based treatment and disposal. On the other hand, wastewater is also a resource that can be applied for productive uses since wastewater contains nutrients that have the potential for use in agriculture. Thus, wastewater can be considered as both a resource and a problem. The use of industrial effluents for irrigation has emerged in the recent past as an important way of utilizing waste water, taking the advantage of the presence of considerable quantities of N, P, K and Ca along with other essential nutrients [2]. Effluent could be reused if concentration of all trace elements was found to be low and within guide lines for irrigation of agricultural crops [3]. Waste water and its nutrient content can be used extensively for irrigation and other

ecosystem services. Its reuse can deliver positive benefits to the farming community [4]. Another benefit of reuse of effluent for irrigation is water conservation, due to water scarcity the industrial effluents are used as a source of irrigation for the crops but indiscriminate use of effluent ignoring the fact that untreated effluent may lead to disastrous effect on the growth and quality of the crops. Therefore, it is necessary to study the impact of these effluents on crop system before they are recommended for irrigation [5]. The present investigation has been carried out to study the degree of toxicity of dyeing industry effluent on seed germination and early growth of Lady's finger.

Materials and Methods

The effluent samples were collected from dyeing industry located at Chinnalapatti, Dindigul district, Tamil Nadu in plastic containers (20 L). After collection, the effluent was immediately transported to the laboratory for analysis. Physico-chemical parameters such as pH, Electrical Conductivity, Total Solids, Total Dissolved Solids, Total hardness, Chloride, Sulphate, Dissolved oxygen, Biological Oxygen Demand, Chemical Oxygen Demand, Calcium, Sodium, and Potassium were analyzed as per the standard methods [6].

Petri dish experiment

The healthy and uniform seeds of Lady's finger were selected and surface sterilized with 0.1% HgCl₂ and thoroughly washed with distilled water to avoid surface contamination. Germination experiments were carried out in sterilized petri dishes lined with double layer of

*Corresponding author: David Noel S, Department of Biology, Gandhigram Rural Institute-Deemed University, Gandhigram-624302, Tamilnadu, India, Tel: 9841161929; E-mail: noel22david@gmail.com

Received March 25, 2015; Accepted May 13, 2015; Published May 15, 2015

Citation: David Noel S, Rajan MR (2015) Phytotoxic Effect of Dyeing Industry Effluent on Seed Germination and Early Growth of Lady's Finger. J Pollut Eff Cont 3: 138. doi:[10.4172/2375-4397.1000138](https://doi.org/10.4172/2375-4397.1000138)

Copyright: © 2015 David Noel S, et al. This is an open-access article distributed under the terms of the Creative Commons Attribution License, which permits unrestricted use, distribution, and reproduction in any medium, provided the original author and source are credited.

Whatman filter paper 1. Twenty sterilized seeds were taken in petri dishes containing 25, 50, 75 and 100% concentrations of untreated dyeing industry effluent while tap water was taken as control and incubated at $26 \pm 2^\circ\text{C}$ for germination. Triplets of each concentration were maintained. The germination % was observed was recorded after 48 hrs. The growth parameters like plumule and radicle length were recorded after 7 days.

Relative toxicity (%R.T.) of industrial effluent on the seed germination and seedling growth of Lady's finger were calculated to determine the degree of inhibition over control by using the following formula [7].

$$\text{Relative Toxicity \%} = \left\{ \frac{x-y}{x} \right\} \times 100$$

x = Germination percentage or seedling length in control at particular hour of incubation.

y = Germination percentage or seedling length in the presence of effluent at the same hour of incubation

The percentage of Phytotoxicity was calculated using the formula [8].

$$\text{Percentage Phytotoxicity} = \frac{\text{Radical length of control} - \text{Radical length of test}}{\text{Radical length of control}} \times 100$$

The tolerance index of seedlings was calculated by the formula [9].

$$\text{Tolerance index} = \frac{\text{Mean length of longest root in treatment}}{\text{Mean length of longest root in control}}$$

Results and Discussion

The Physico-chemical parameters of dyeing industry effluent are discussed in Table 1. The pH value of the dyeing industry effluent was 7.3 that ranges within the permissible limit (6.5-8.5) prescribed by BIS. Similar results were observed by Nidhi Joshi and Ashwani Kumar [10] that the pH of textile effluent ranged from 7.6-7.9 whereas Mir Tariq Ahmad et al. [11] reported the p^H of dye industry effluent ranged between 8.2 and 9.0. Electrical conductivity (EC) of effluent is a direct function of its total dissolved salts. Electrical Conductivity is an important physical parameter to measure the sodium hazard of water quality. The Electrical Conductivity found in the effluent (2,900 mS/cm) was greater than that of the permissible limit of BIS (300 mS/cm) this may be due to the continuous discharge of the chemicals and salts used along with dyes in the industries. Saravanan et al. [12] reported that electrical conductivity of tannery industry effluent is above the accepted limits. The effluent recorded a Total Solids of 4301 mg l^{-1} beyond the standard value of BIS (1200 mg l^{-1}). Garg and Kaushik [13] reported that the distillery effluent contained high values of total solids, Total dissolved solids (TDS) are due to soluble materials. TDS in the present study were recorded 3,745 mg l^{-1} that is beyond the standard value of BIS (1000 mg l^{-1}) The experiments of Devarajan and Hameed Sulaiman [14] with untreated dye effluent observed that the total dissolved solids were not within the permissible limits for disposal into the inland surface water and unsuitable for land application. Chloride recorded in the effluent was 3158 mg l^{-1} that is above the permissible limit prescribed by BIS (600 mg l^{-1}). The studies of Sajani Samuel and Muthukkaruppan [15] revealed that sugar mills effluent contained high amount of chloride. Sulphate in the present study was recorded 503 mg l^{-1} that is higher than the permissible limit prescribed by BIS (400 mg l^{-1}). Prabhakar Pratap Singh et al. [16] reported that the fertilizer factory effluent contained considerable amount of sulphate. Biological oxygen demand in the present study was recorded 24.01 mg l^{-1} within

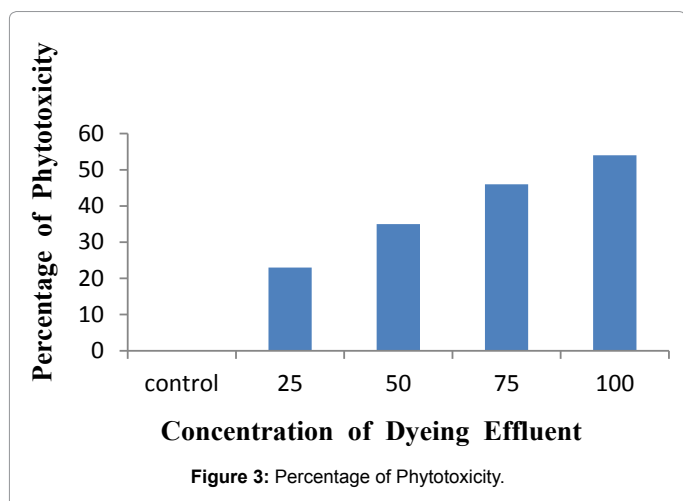
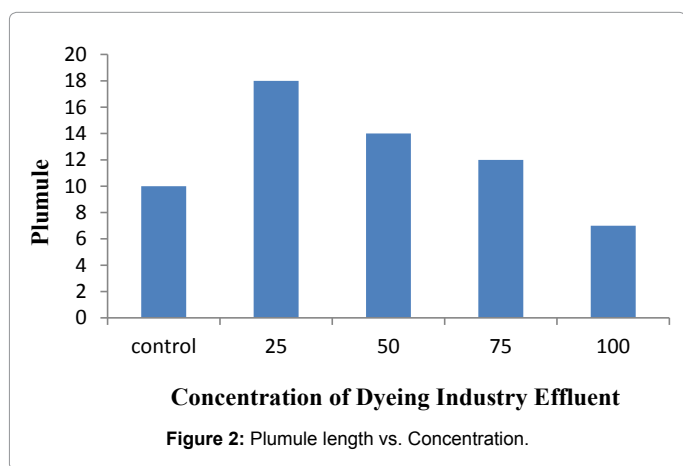
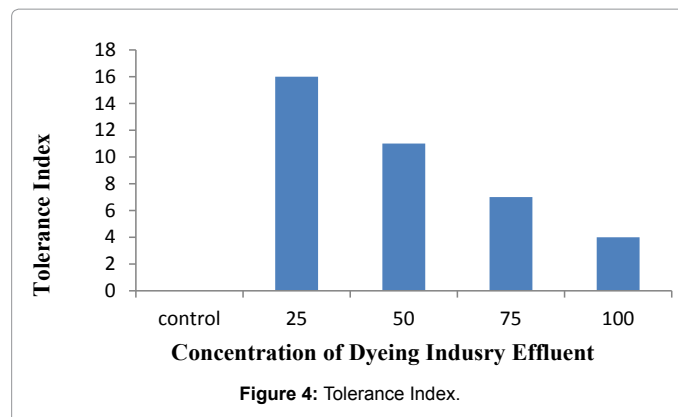
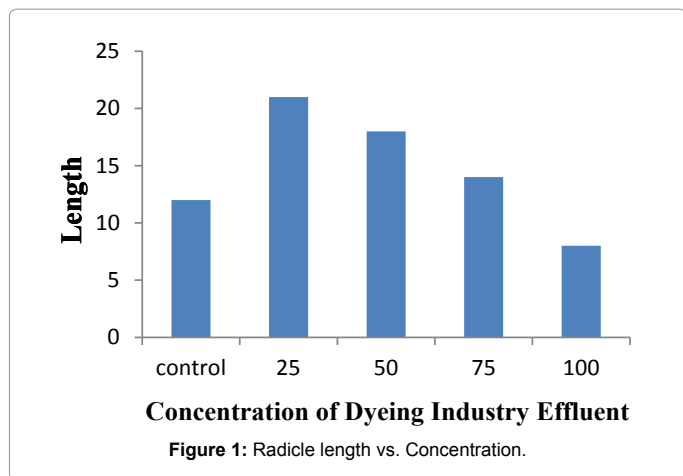
the permissible limit prescribed by BIS (100 mg l^{-1}). Smrithi et al. [17] recorded Biological Oxygen Demand of textile effluent was 19 mg l^{-1} and within the permissible limit prescribed by BIS. Chemical oxygen demand recorded in the effluent was 402 mg l^{-1} exceeded the permissible limit prescribed by BIS (350 mg l^{-1}). Saravanan et al. [18] recorded that chemical oxygen demand of tannery industry effluent was above the accepted limits. Sodium recorded in the effluent was 12.33 mg l^{-1} while the recommended level set by BIS is 200 mg l^{-1} . Potassium content recorded in the effluent was 0.21 mg l^{-1} found within the permissible limit of BIS (12 mg l^{-1}). Medhi et al. [19] reported that potassium content in paper mill effluent was 11.7 mg l^{-1} . Calcium in the present study was recorded 14.96 mg l^{-1} that falls within the permissible limit recommended by BIS (200 mg l^{-1}). Baskaran et al. [20] reported that calcium content in sugar mill effluent was 91 mg l^{-1} . There is 100% seed germination in the control after 48 hours whereas in effluent treatment, maximum germination percentage was in 25% concentration and decreases as the concentration increases. The promotion of seedling growth by lower concentration of effluent might be due to the presence of plant nutrient in the effluent. Suppression of germination at higher concentrations of effluent may be due to high levels of total dissolved solids which enhance the salinity and conductivity of the solute absorbed by the seeds before germination [21]. Relative toxicity percentage is given in Table 2. Minimum Relative toxicity percentage was with 25% concentration and maximum was recorded at 100% in 24 hrs. Similar trend was observed in 48 hrs. Textile effluent at different concentrations such as 0, 25, 50, 75 & 100 % was treated to wheat (*Triticum aestivum* L). Minimum relative toxicity percentage was recorded in 25% concentration and increases gradually as the concentration increases. Textile effluent has more relative toxicity. The growth parameters such as plumule and radicle length (Figures 1 and 2) in 7 days showed reduction as the concentration of effluent increases. Maximum growth was recorded at 25% concentration and minimum at 100% concentration of dyeing effluent. Prabhakar Pratap Singh et al. [16] studied the effect of fertilizer factory effluent on seed germination, seedling growth and shoot and root length of gram (*Cicer arietinum*) at different concentration of the effluent and time intervals and reported at 25% concentration of the effluent, growth promotion in terms of root and shoot length was recorded on 21 days. However,

Parameters	Value
pH	7.3
Electrical conductivity (mS/cm)	2,900
Total Solids (mg/l)	4301
Total Dissolved Solids "	3745
Chloride "	3158
Sulphate "	0.322
BOD "	24.01
COD "	201
Sodium "	12.33
Potassium "	0.21
Calcium "	14.96

Table 1: Physico-chemical parameters of dyeing industry effluent.

Different concentrations of dyeing effluent (%)	Relative toxicity % after 24 hours	Relative toxicity % after 48 hours
25	13.6	8.2
50	19.4	14.4
75	25.8	18.6
100	29.5	22.5

Table 2: Relative Toxicity Percentage.



at higher concentrations of the effluent toxic effects were observed. As far as percentage of phytotoxicity of Lady's finger treated with dyeing industry effluent is concerned, minimum phytotoxicity was observed at 25% concentration and maximum at 100% concentration. Control showed nil phytotoxicity (Figure 3). Maximum phytotoxicity was observed in untreated effluent of RI (Raghuvar India Ltd) for *Vigna* and in untreated effluent of SSI (Sri Seco Industries) for *Cicer*. Treated effluent of NEI (National Engineering Industries) and SSI (Sri Seco

Industries) showed minimum phytotoxicity. *Cicer* was more sensitive towards effluent application as compared to *Vigna* [1]. Tolerance index (Figure 4) of seedlings was minimum at 100% of effluent concentration and maximum at 25% concentration. Control showed nil tolerance index. Tolerance index of seedlings were minimum in untreated effluent of RI (Raghuvar India Ltd) followed by NEI (National Engineering Industries) and SSI respectively. Maximum tolerance index was recorded in treated effluent of SSI followed by RI (Raghuvar India Ltd) and NEI (National Engineering Industries) [1].

Conclusion

Based on the experimental observation it can be concluded that the physico-chemical parameters such as electrical conductivity, total solids, total dissolved solids, sulphate, chemical oxygen demand were relatively high in the dyeing industry effluent and also toxic to the plant, severely affected seed germination and seedling growth. There was a gradual decrease in the percentage of seed germination and seedling growth with higher concentration of effluent. The untreated dyeing industry effluent could possibly lead to soil deterioration and low productivity. In conclusion, dyeing industry effluent at various concentrations influences seed germination and seedling growth of Lady's finger. However the effects vary from crop to crop because each plant species has its own tolerance of the different effluent concentrations.

References

1. Mehta A, Bhardwaj N (2012) Phytotoxic effect of industrial effluents on seed germination and seedling growth of *Vigna radiata* and *Cicer arietinum*. Global Journal of Bio-Science and Biotechnology. 1: 1-5.
2. Niroula B (2003) Comparative Effects of Industrial Effluents and Sub-metropolitan Sewage of Biratnagar on Germination and Seedling growth of Rice and Blackgram. Our Nature. 1:10-14.
3. Shatanawi M, Fayyad M (1996) Effect of Khirbet As-Samra treated effluent on the quality of irrigation water in the Central Jordan Valley. Water Research. 30: 2915-2920.
4. Hari OM, Singh N, Aryo MS (1994) Combined effect of waste of distillery and sugar mill on seed germination, seedling growth and biomass of okra (*Abelmoschus esculentus* L.) Journal of Environmental Biology. 15: 171-175.
5. Thamizhiniyan P, Sivakumar PV, Lenin M, Sivaraman M (2009) Sugar Mill Effluent Toxicity in Crop Plants. Journal of Phytology. 1: 68-74.
6. APHA (2012) Standard methods for the examination of water and waste water. 22th Edn., APHA,AWWA,WPCF,Washington.D.C.USA.
7. Chapagain N (1991) Physiological impact of Dhobikhola (Kathmandu) water pollution of *Piscariaperfoliata* L. leaves and germination of some vegetable seeds. M.Sc. Thesis, Central Department of Botany, TribhuvanUniversity, Kathmandu. Nepal.

8. Chou CH, Lin HJ (1976) Auto intoxicification mechanisms of *Oryza sativa* L. Phytotoxic effects of decomposing rice residues in soil. *Journal of Chemical Ecology*. 2: 353-367.
9. Turner RG, Marshal C (1972) Accumulation of zinc by subcellular root of *Agrostis tannis sibth.* in relation of zinc tolerance. *New Phytologist*. 71: 671-676.
10. Joshi N, Kumar A (2011) Physico-chemical analysis of soil and industrial effluents of sanganer region of Jaipur, Rajasthan. *Research Journal of Agricultural Sciences*. 2: 354-356.
11. Mir Tariq Ahmad, Manderia Sushil, Manderia Krishna (2012) Influence of dye industrial effluent on physico chemical characteristics properties of soil at Bhairavgarh, Ujjain, MP, India. *International Research Journal of Environmental Science*. 1: 50-53.
12. Saravanan D, Gomathi T, Sudha PN (2012) Physico-chemical analysis of treated distillery effluent irrigation responses on crop plants pea (*Pisum sativum*) and wheat (*Triticum aestivum*). *Indian Journal of Environmental Protection*. 32: 224-234.
13. Garg VK, Kaushik P (2008) Influence of textile mill wastewater irrigation on the growth of Sorghum cultivars. *Applied Ecology and Environmental Research*. 6: 1-12.
14. Devarajan S, Hameed SM (2008) Characterization of textile dye effluents and assessing their discharge standards for disposal. *Journal of Ecobiology*. 22: 235-239.
15. Sajani S, Muthukkaruppan SM (2011) Physico-Chemical Analysis of Sugar Mill Effluent, Contaminated Soil and its Effect on Seed Germination of Paddy (*Oryza sativa* L.). *International Journal of Pharmaceutical & Biological Archives*. 2: 1469-1472.
16. Singh PP, Mall M, Singh J (2006) Impact of fertilizer factory effluent on seed germination, seedling growth and chlorophyll content of gram (*Cicer arietinum*). *J Environ Biol* 27: 153-156.
17. Smrithi A, Bhaigyabati A, Usha K (2012) Bioremediation Potential of Brassica juncea Against Textile Disposal. *Research Journal of Pharmaceutical, Biological and Chemical Sciences*. 3: 395.
18. Medhi UJ Talukdar AK, Deka S (2011) Impact of paper mill effluent on growth and development of certain agricultural crops. *J Environ Biol* 32: 185-188.
19. Baskaran L, Sundaramoorthy P, Chidambaram A LA, Sankar Ganesh K (2009) Growth and Physiological Activity of Greengram (*Vigna radiata* L.) under Effluent Stress. *Botany Research International*. 2: 107-114.
20. Malaviya P Sharma A (2011) Impact of distillery effluent on germination behaviour of Brassica napus L. *J Environ Biol* 32: 91-94.
21. Lav V, Jyoti S (2012) Effect of dairy and textile waste water effect of dairy and textile waste water on growth of plant Wheat. *Rasayan Journal*. 5: 351-355.

Citation: David Noel S, Rajan MR (2015) Phytotoxic Effect of Dyeing Industry Effluent on Seed Germination and Early Growth of Lady's Finger. J Pollut Eff Cont 3: 138. doi:[10.4172/2375-4397.1000138](https://doi.org/10.4172/2375-4397.1000138)

Submit your next manuscript and get advantages of OMICS Group submissions

Unique features:

- User friendly/feasible website-translation of your paper to 50 world's leading languages
- Audio Version of published paper
- Digital articles to share and explore

Special features:

- 400 Open Access Journals
- 30,000 editorial team
- 21 days rapid review process
- Quality and quick editorial, review and publication processing
- Indexing at PubMed (partial), Scopus, EBSCO, Index Copernicus and Google Scholar etc
- Sharing Option: Social Networking Enabled
- Authors, Reviewers and Editors rewarded with online Scientific Credits
- Better discount for your subsequent articles

Submit your manuscript at: <http://www.omicsonline.org/submission/>

