

Synthesis and Characterization of Deshydroxy Posaconazole

Ravi Kumar K*, Srinivasa Reddy B, Sreenu M, Venkata Babu VV, Dilip Kumar B and Raja Sekhar S

RA Chem Pharma Limited, API, R&D Division, Hyderabad, Telangana, India

Abstract

Posaconazole is a triazole antifungal drug and used for the treatment of infections caused by fungi. During the process development of posaconazole, the process related impurity deshydroxy posaconazole was identified as a critical impurity along with the final API. The present work describes the synthesis and characterization of this deshydroxy posaconazole.

Keywords: ICH; Antifungal; Impurity; Posaconazole

Introduction

A general scheme is set for the estimation of the impurities in bulk drug substances by the rational use of chromatographic, spectroscopic and analytical techniques. The various parameters to be fulfilled in an impurity profiling of drug substances are discussed. Impurity is defined as any substance coexisting with the original drug, such as starting material or intermediates or these formed, due to any side reactions. The presence of the unwanted chemicals, even in small amounts, may influence the efficacy and safety of the pharmaceutical products. Impurity profiling (i.e., the identity as well as the quantity of impurity in the pharmaceuticals), is now gaining critical attention from regulatory authorities. The different Pharmacopoeias, such as the British Pharmacopoeia (BP), United States Pharmacopoeia (USP), and Indian Pharmacopoeia (IP) are slowly incorporating limits for allowable levels of impurities present in the APIs or formulations. The process-related impurities in an active pharmaceutical ingredient (API) can have a significant impact on the quality and safety of the drug products. The impurity levels in any drug substance are described as per its biological or toxicological data. It is quite important for "regulatory" aspect of drug approval to provide limitation of "related impurities." Therefore, it is necessary to study the impurity profile of any API and control it during the manufacturing of a drug product. As per the ICH guidelines, impurities which are forming at a level of $\geq 0.10\%$ with respect to the API should be identified, synthesized, and characterized thoroughly [1,2]. Posaconazole (POSA) 4-(4-(4-(((3R,5R)-5-(2,4-difluorophenyl)-5-(1,2,4-triazol-1-ylmethyl)oxolan-3-yl)methoxy)phenyl)piperazin-1-yl)phenyl)-2-((2S,3S)-2-hydroxypentan-3-yl)-1,2,4-triazol-3-one (Figure 1) is a triazole anti-fungal drug [3]. It is marketed in the United States, the European Union, and in other countries by Schering-Plough under the trade name Noxafil [4]. In Canada, posaconazole is marketed by Schering-Plough under the trade name Posanol. It is used to treat invasive infections by *Candida* species, *Mucor*, and *Aspergillus* species in severely immunocompromised patients [5,6]. In the synthesis of Posaconazole, the process related impurities are identified by RA Chem Pharma limited, and they are 2-((2R,3S)-2-(benzyloxy)pentan-3-yl)-4-(4-(4-(4-hydroxyphenyl)piperazin-1-yl)phenyl)-2H-1,2,4-triazol-3(4H)-one or Hydroxy triazole (Figure 2), ((3S,5R)-5-((1H-1,2,4-triazol-1-yl)methyl)-5-(2,4-difluorophenyl)-tetrahydrofuran-3-yl)methyl 4-methylbenzenesulfonate or Tosylated compound (Figure 3), 4-(4-(4-(4-(((3R,5R)-5-((1H-1,2,4-triazol-1-yl)methyl)-5-(2,4-difluorophenyl)-tetrahydrofuran-3-yl)methoxy)phenyl)piperazin-1-yl)phenyl)-2-(pentan-3-yl)-2H-1,2,4-triazol-3(4H)-one or Deshydroxy posaconazole (Figure 4), 2-((2R,3S)-2-hydroxypentan-3-yl)-4-(4-(4-(4-hydroxyphenyl)piperazin-1-yl)phenyl)-2H-1,2,4-triazol-3(4H)-one or Debenzylated hydroxytriazole (Figure 5) and 4-(4-(4-(4-(((3R,5R)-5-((1H-1,2,4-triazol-1-yl)methyl)-5-(2,4-difluorophenyl)-

tetrahydrofuran-3-yl)methoxy)phenyl)piperazin-1-yl)phenyl)-2-((2R,3S)-2-(benzyloxy)pentan-3-yl)-2H-1,2,4-triazol-3(4H)-one or Benzylated posaconazole (Figure 6). The purpose of this work is for determining the impurities of posaconazole to ensure the quality, efficacy and safety of the active ingredient and final pharmaceutical formulation [7]. Among the five process related impurities, the deshydroxy posaconazole impurity was identified as a critical impurity and it was formed in the synthesis of posaconazole API at the time of debenzilation reaction under acidic conditions.

Sources of Impurities

Hydroxy triazole

It is one of the key intermediates in the synthesis of posaconazole.

Tosylated compound

It is one of the key intermediates in the synthesis of posaconazole.

Benzylated posaconazole

It is the precursor for posaconazole API. According to the literature [8], it was prepared by the reaction the hydroxy triazole compound with tosylated compound under basic conditions.

Debenzylated hydroxy triazole

If any unreacted hydroxy triazole compound is present in the Benzylated posaconazole, it will further form debenzylated hydroxy triazole during the debenzilation reaction.

Deshydroxy posaconazole

It is one of the critical impurities in posaconazole API. During the synthesis of posaconazole, acidic reagents (like HCl, Formic acid and methane sulfonic acid etc.) were used for debenzilation reaction under hydrogenation condition. Due to this acidic condition under pressure dehydroxylation will happen to form the deshydroxy posaconazole impurity. It can be eliminated by using purification techniques. The

*Corresponding author: Ravi Kumar K, RA Chem Pharma Limited, API, R&D Division, Prasanth Nagar, Hyderabad, Telangana, India, Tel: +919000443184; E-mail: kannasani.ravi@rachempharma.com

Received: August 04, 2016; Accepted: August 26, 2016; Published: September 02, 2016

Citation: Ravi Kumar K, Srinivasa Reddy B, Sreenu M, Venkata Babu VV, Dilip Kumar B, et al. (2016) Synthesis and Characterization of Deshydroxy Posaconazole. Organic Chem Curr Res 5: 167. doi: 10.4172/2161-0401.1000167

Copyright: © 2016 Ravi Kumar K, et al. This is an open-access article distributed under the terms of the Creative Commons Attribution License, which permits unrestricted use, distribution, and reproduction in any medium, provided the original author and source are credited.

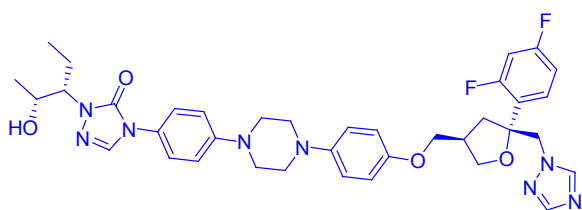


Figure 1: Posaconazole.

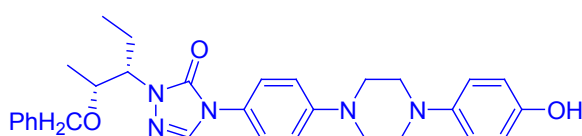


Figure 2: Hydroxy triazole.

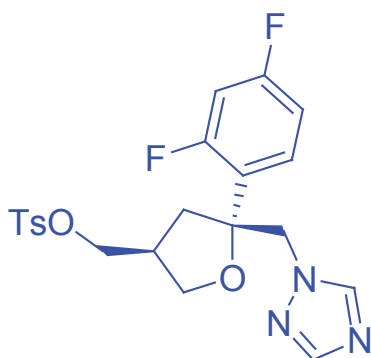


Figure 3: Tosylated compound.

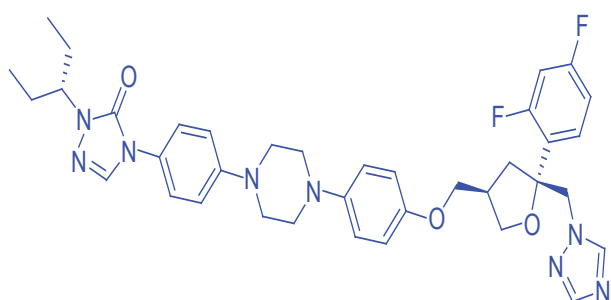


Figure 4: Deshydroxy posaconazole.

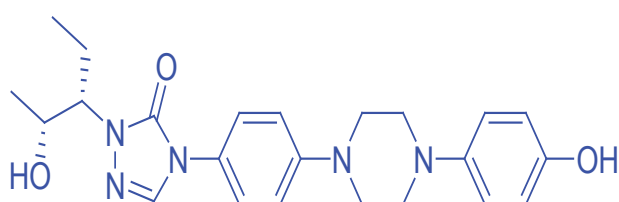


Figure 5: Debenzylated Hydroxy triazole.

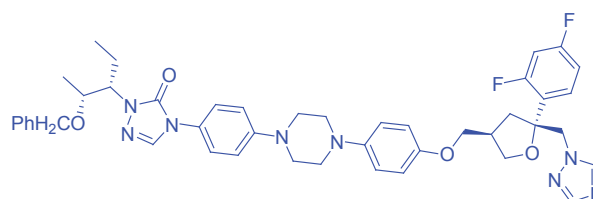


Figure 6: Benzylated posaconazole.

present article describes a simple and facile synthesis for deshydroxy posaconazole impurity. This may serve as a standard for impurity profiling in drug development.

Experimental

All ¹H NMR spectra were recorded on 400 MHz Bruker FT-NMR spectrometers. All chemical shifts are given as δ value with reference to Tetra methyl silane (TMS) as an internal standard. The chemicals and solvents were purchased from commercial suppliers and they were used without purification prior to use.

Pentan-3-ol (2)

To a stirred solution of 3-pentanone (1) (100 gm, 1.16 mole) in methanol (200 ml) was added sodium borohydride (44 gm, 1.16 mole) at 0-5°C in 2-3 hrs. After completion of the addition, reaction mixture was allowed to warm up to 25-30°C and the stirring was continued for 2-3 hrs at same temperature. After completion of the reaction, the reaction mass was poured in to ice water and extracted with dichloromethane (3 × 100 ml), total organic layer was washed with water, dried over sodium sulfate and evaporated to get 90 gm of 3-pentanol (yield - 87.94%), as a light pale yellow liquid.

Pentan-3-yl 4-methylbenzenesulfonate (3)

To a stirred solution of 3-pentanol (2) (90 gm, 1.02 mole) in pyridine (180 ml) was added catalytic amount of DMAP and p-Toluene sulfonyl chloride (195 gm, 1.02 mole) at 0-5°C. After completion of the addition, the reaction mixture was allowed to warm up to 25-30°C and the stirring was continued for 8-10 hrs at same temperature. After completion of the reaction, the reaction mass was diluted with water and extracted with dichloromethane (3 × 100 ml), total organic layer was washed with water, dried over sodium sulfate and evaporated to get crude compound. The crude product was crystallized in n-Hexane to afford 125 gm of pentan-3-yl 4-methylbenzenesulfonate (yield-50.52%), as a light pale yellow low melting solid.

4-(4-(4-(4-Methoxyphenyl)piperazin-1-yl)phenyl)-2-(pentan-3-yl)-2H-1,2,4-triazol-3(4H)-one (5)

To a stirred solution of 4-(4-(4-(4-methoxyphenyl)piperazin-1-yl)phenyl)-2H-1,2,4-triazol-3(4H)-one (4) (50 gm, 0.142 mole) in dimethyl sulfoxide (200 ml) was added potassium carbonate (40 gm, 0.284 mole), and after 30 minutes pentan-3-yl 4-methylbenzenesulfonate (3) (52 gm, 0.213 mole) then potassium iodide (12 gm, 0.07 mole) was added at room temperature. After addition the reaction mixture was slowly heated to 80-85°C and stirring continued for 50-60 hrs at the same temperature and progress of the reaction was monitored by TLC. After completion of the reaction, the reaction mass was cooled to room temperature, diluted with water, extracted with chloroform (3 × 50 ml), total organic layer was washed with water, dried over sodium sulfate and evaporated to get crude compound. The crude

product was purified by column chromatography to afford 30 gm of 4-(4-(4-(4-methoxyphenyl) piperazin-1-yl) phenyl)-2-(pentan-3-yl)-2H-1,2,4-triazol-3(4H)-one (yield-53.35%), as a light brown solid.

4-(4-(4-(4-Hydroxyphenyl)piperazin-1-yl)phenyl)-2-(pentan-3-yl)-2H-1,2,4-triazol-3(4H)-one (6)

To a stirred solution of 4-(4-(4-(4-methoxyphenyl)piperazin-1-yl)phenyl)-2-(pentan-3-yl)-2H-1,2,4-triazol-3(4H)-one (5) (20.0 gm, 0.049 mole) was added 50% aq-HBr (200 ml) at room temperature. After addition the reaction mixture was slowly heated to 90-100°C, stirring continued for 5-6 hrs at the same temperature and progress of the reaction was monitored by TLC. After completion of the reaction, the reaction mass was cooled to room temperature and stirring continued for 1-2 hrs at RT to get a precipitate. The precipitate was filtered, further slurried in water, and dried to afford 14 gms of 4-(4-(4-(4-hydroxyphenyl) piperazin-1-yl) phenyl)-2-(pentan-3-yl)-2H-1,2,4-triazol-3(4H)-one (yield-72.42%), as a off-white solid.

4-(4-(4-(4-(((3R,5R)-5-((1H-1,2,4-Triazol-1-yl)methyl)-5-(2,4-difluorophenyl) tetrahydrofuran-3-yl)methoxy)phenyl) piperazin-1-yl)phenyl)-2-(pentan-3-yl)-2H-1,2,4-triazol-3(4H)-one or Deshydroxy posaconazole

To a stirred solution of aqueous sodium hydroxide (2.0 gm, 0.049 mole, in 5 ml water) in DMSO (100 ml) was added 4-(4-(4-(4-hydroxyphenyl) piperazin-1-yl) phenyl)-2-(pentan-3-yl)-2H-1,2,4-triazol-3(4H)-one (6) (10 gm, 0.024 mole) and ((3S,5R)-5-((1H-1,2,4-triazol-1-yl) methyl)-5-(2,4-difluorophenyl)-

tetrahydrofuran-3-yl) methyl 4-methylbenzenesulfonate compound (7) (13 gm, 0.029 mole) at room temperature. After completion of the addition, the reaction mixture was slowly warmed to 40-45°C and maintained for 20-24 hrs at this temperature till the reaction was completed (reaction was monitored by TLC). After completion of the reaction, the reaction mixture was cool to 25-30°C, water was added (100 ml) and it was stirred for 2-3 hrs at 25-30°C. The obtained solid was filtered and recrystallized in methanol to afford 7.0 gms of deshydroxy posaconazole, as an off-white solid (yield -41.66% with HPLC purity-98%). ¹H NMR (CDCl₃): δ 8.11 (s, 1H), 7.99 (s, 1H), 7.64 (s, 1H), 7.46-7.34 (m, 3H), 7.03 (d, J=9.0 Hz, 2H), 6.94-6.76 (m, 6H), 4.67-4.49 (m, 2H), 4.15-4.01 (m, 2H), 3.80-3.59 (m, 3H), 3.37-3.34 (m, 4H), 3.24-3.21 (m, 4H), 2.65-2.51 (m, 2H), 2.11-2.04 (m, 1H), 1.88-1.70 (m, 4H), 0.88 (t, J=7.2 Hz, 6H). ¹³C NMR (CDCl₃): 10.20, 26.80, 37.54, 38.90, 50.67, 56.01, 58.85, 69.02, 70.81, 84.12, 104.66, 111.47, 115.21, 116.68, 118.52, 123.49, 125.50, 126.03, 128.68, 134.04, 144.60, 145.84, 151.10, 153.06, 157.48, 160.75, 161.23, 164.54. IR (KBr, cm⁻¹): 3443.71, 3127.48, 2965.32, 2829.21, 1615.46, 1553.62, 1452.07, 1229.88, 1136.84, 1009.16, 786.19, 491.47, 464.73. Mass: (m/z)-685.1 (M+H peak) (Figures 7 and 8).

Results and Discussion

The overall synthesis of deshydroxy posaconazole was carried out through the following route of synthesis (Scheme 1). 3-Pentanone (1) was reduced with sodium borohydride to afford 3-pentanol (2) which was further reacted with p-toluene sulfonyl chloride to give the corresponding tosyl derivative (3). The tosyl derivative was reacted with

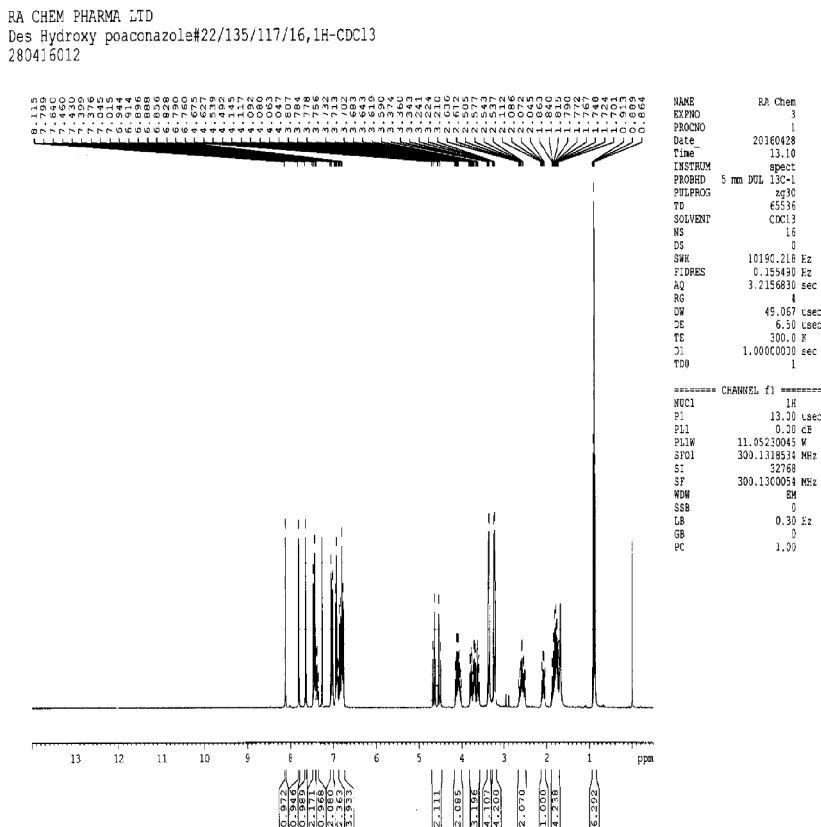


Figure 7: ¹H NMR spectra of deshydroxy posaconazole - Impurity.

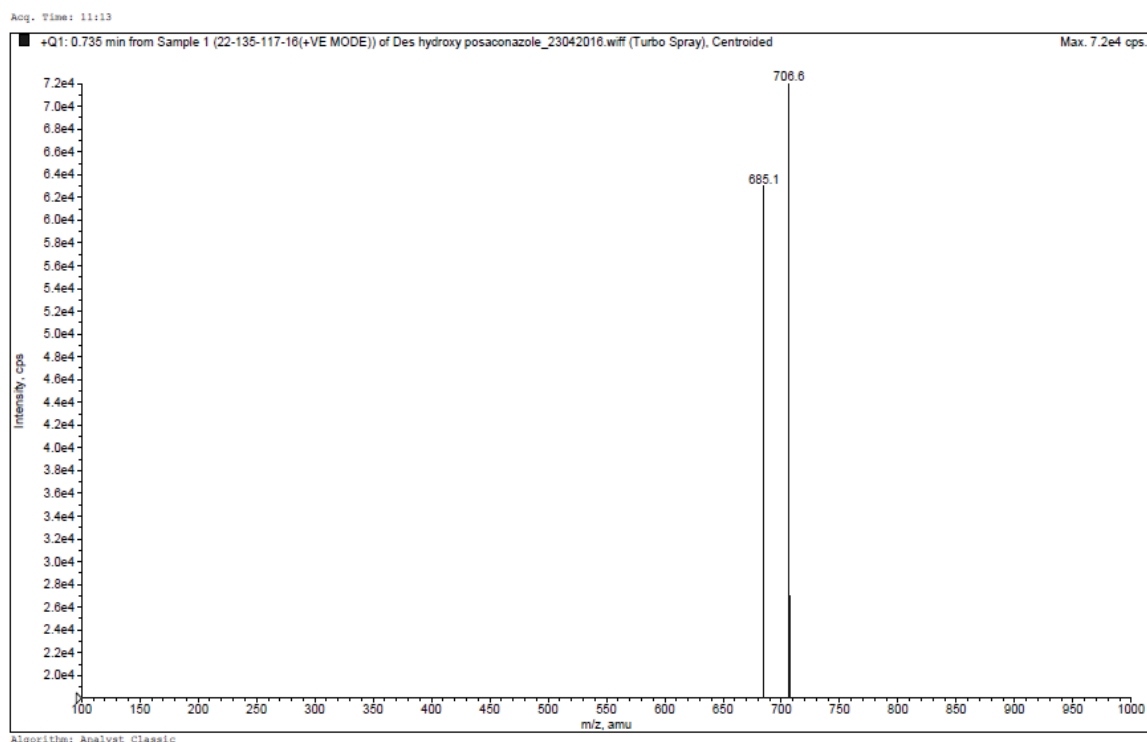
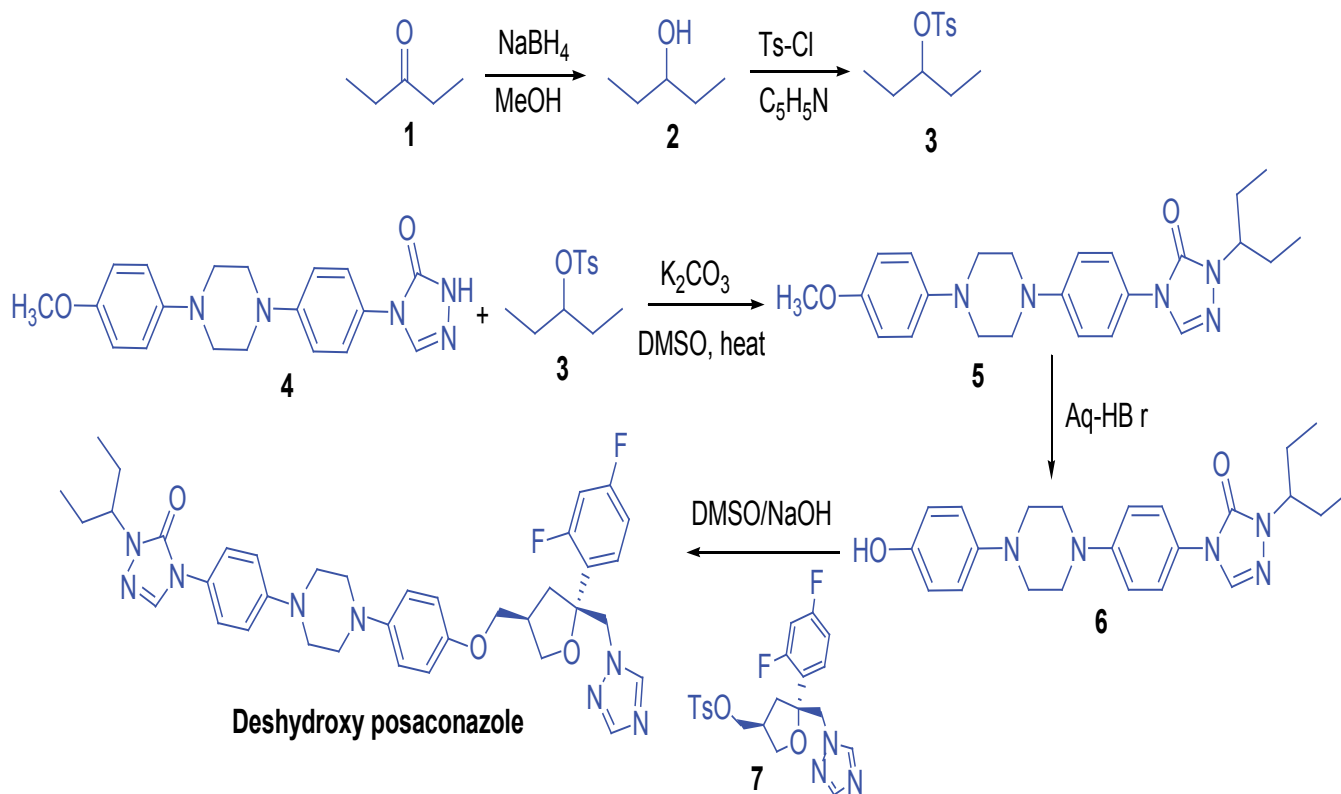


Figure 8: Mass spectra of deshydroxy posaconazole - Impurity.



Scheme 1: Deshydroxy posaconazole route of synthesis.

methoxy triazole compound (4) to afford the corresponding triazole alkylated derivative (5), which was demethylated by using aqueous HBr to give the phenolic compound (6). The phenolic compound (6) was reacted with tosyl derivative (7) under basic conditions to afford deshydroxy posaconazole. The obtained deshydroxy posaconazole structure was confirmed by ^1H NMR, ^{13}C NMR, IR and mass spectra.

Conclusion

The possible process-related impurity (Deshydroxy posaconazole) of posaconazole was synthesized and confirmed by the characterization tools such as HPLC, ^1H NMR, ^{13}C NMR, IR and MASS.

Acknowledgements

The authors are thankful to the Management of RA Chem Pharma Limited for the financial support and encouragement.

References

1. International Conference on Harmonization (ICH) (2002) Guidelines Q3A (R). Impurities in New Drug Substances, February 2002.
2. ICH (2006) Impurities in New Drug Products. Q3B (R1).
3. (2014) Posanol (Posaconazole) Product Monograph, Merck Canada Inc.
4. Noxafil: EPAR - European Medicines Agency, Europa. Annex I. Summary of Product Characteristics.
5. Li X, Brown N, Chau AS (2004) Changes in susceptibility to posaconazole in clinical isolates of *Candida albicans*. *J Antimicrob Chemother* 53: 74-80.
6. Keating GM (2005) Posaconazole. *Drugs* 65: 1553-1569.
7. Prasad DV, Reddy RV, Aparna P (2015) *American Journal of Analytical Chemistry* 6: 965-976.
8. Milind G, Vivek K, Reddy SS (2011) Patent: WO2011158248.

Citation: Ravi Kumar K, Srinivasa Reddy B, Sreenu M, Venkata Babu VV, Dilip Kumar B, et al. (2016) Synthesis and Characterization of Deshydroxy Posaconazole. *Organic Chem Curr Res* 5: 167. doi:[10.4172/2161-0401.1000167](https://doi.org/10.4172/2161-0401.1000167)

OMICS International: Publication Benefits & Features

Unique features:

- Increased global visibility of articles through worldwide distribution and indexing
- Showcasing recent research output in a timely and updated manner
- Special issues on the current trends of scientific research

Special features:

- 700 Open Access Journals
- 50,000 Editorial team
- Rapid review process
- Quality and quick editorial, review and publication processing
- Indexing at PubMed (partial), Scopus, EBSCO, Index Copernicus, Google Scholar etc.
- Sharing Option: Social Networking Enabled
- Authors, Reviewers and Editors rewarded with online Scientific Credits
- Better discount for your subsequent articles

Submit your manuscript at: <http://www.omicsgroup.org/journals/submission>