

Thermodynamics of CO₂ Adsorption on Polyethyleneimine Mesoporous Silica and Activated Carbon

Al-Marri MJ¹, Al-Saad KA², Saad MA³, Cortes DJ¹ and Khader MM^{1*}

¹Gas Processing Center, College of Engineering, Qatar University, PO Box 2713 Doha, Qatar

²Department of Chemistry and Earth Sciences, College of Arts and Sciences Qatar University, PO Box 2713 Doha, Qatar

³Department of Chemical Engineering, College of Engineering, Qatar University, PO Box 2713 Doha, Qatar

Abstract

A thermodynamic study of the enthalpies of adsorption of CO₂ was conducted on polyethyleneimine 10k/ mesoporous silica (PEI-10k/MPS) and activated carbon (AC). These materials were chosen because of their high CO₂ sorption capacities at about 85°C for PEI and about 20°C for the AC, therefore can capture CO₂ with high efficiency in a wide temperature range. The absolute quantity of adsorbed CO₂ as a function of equilibrium pressure at various temperatures was determined experimentally and fitted to isotherms of generalized Langmuir and Toth equations for PEI and AC, respectively. The adsorption of CO₂ on PEI was favored with temperature revealing the endothermic nature of the process. On the other hand, CO₂ adsorption on the AC was exothermic. The isosteric enthalpy of adsorption on PEI was about constant with CO₂ loading at a value of 93 kJ.mol⁻¹, confirming its chemical nature and corroboration with the Langmuir model. The corresponding isosteric enthalpy of the AC was in the range of ~-25 kJ.mol⁻¹ and was continuously decreasing with CO₂ loading; confirming the physisorption nature of the process and also that CO₂/CO₂ interactions within the adsorption layer was significant.

Keywords: Isosteric enthalpy of adsorption; Polyethyleneimine 10k/ mesoporous silica; Activated carbon

Introduction

Increasing levels of CO₂ emissions have precipitated a serious environmental concern. The main sources of CO₂ emissions stem from natural gas streams and burned fossil fuels, so, attempts of removal of CO₂ from these sources have been gaining widespread interest [1-3]. A wide range of technological techniques for capturing CO₂ from natural gas streams has been proposed. These techniques include different physical and chemical procedures including absorption, adsorption, membranes and cryogenics. Chemical absorption by liquid amines is the most applicable industrial technology for CO₂ scrubbing [4,5]. Several solid sorbents were also used. One subset is based on an inorganic – organic hybrid sorbents [6-8]. In most of these sorbents, the inorganic substrate was usually in the mesoporous form, where it provided both substantial pore volume and great surface area onto and into which the active organic groups were incorporated [9-12]. The most widely inorganic mesoporous support used till now is mesoporous silica [9-15]. Among the adsorption techniques, capturing CO₂ on amine immobilized on solid sorbents has been considered as a great promising approach [16-19]. So far, amines immobilized on mesoporous silica (MPS) have shown to have the highest CO₂ adsorptivity, high desorption rate, negligent corrosion problems, and low consumption of energy during regeneration [18,19]. Several amines supported mesoporous silica have been synthesized and studied [5,9-11,15,18,20]. Furthermore, when high molecular weight polyethyleneimine (PEI) is employed the volatilization and/or decomposition are expected to be minimal because of the relatively high melting temperature of such a high molecular weight material. Many other solid sorbents, e.g., activated carbons [21-24], zeolites [25,26], activated alumina [27-29], and membranes [30] have also been tested. Activated carbon showed great sorption capacity, however limited to use at lower temperatures and high pressures [31,32]. In general, mesoporous silica solid sorbent impregnated with PEI as well as AC are better solid sorbents compared to other solid materials as they are both lightweight and can effectively increase the volumetric density of captured gas.

In this study, we are interested in comparative studying the carbon

dioxide adsorption on amine-functionalized mesoporous silica and AC in more detail. We have used a high pressure “Rubotherm magnetic suspension balance” to investigate the carbon dioxide adsorption on the two materials and constructed the adsorption isotherms from which the isosteric enthalpies of adsorption of carbon dioxide were evaluated.

Experimental

Chemicals

Triblock co-polymer poly (ethylene oxide)-b-(propylene oxide)-b-poly(ethylene oxide) surfactant P123 (EO₂₀PO₇₀EO₂₀, M_w=5800), polyethyleneimine, PEI 10K, Mn≈10 000), ethanol (v/v=90%), sodium silicate, acetic acid, ammonium fluoride were all purchased from Aldrich. In all experiments, deionized water was used.

Preparation of the polyethyleneimine PEI-10k/mesoporous silica (PEI-10k/MPS)

The mesoporous silica (MPS) support was prepared as reported previously [9,10,33]. Briefly 3.0 g of P123 was dissolved in acetic acid (3.0 g). Ammonium fluoride (0.3 g) and water (52 g) were added to the dissolved P123. The mixture temperature was fixed at 40°C. At the same temperature, a solution of sodium silicate (2.35 g) in water (40 g) was added into the surfactant solution under continuous stirring. The mixture was kept at 40°C for 24 h and then aged at 70°C for 24 h more. The product was filtered, followed and washed with DI water. The surfactant P123 was removed by heating in air at 560°C for 6 h.

***Corresponding author:** Khader MM, Gas Processing Center, College of Engineering, Qatar University, PO Box 2713 Doha, Qatar, Tel: 97444033333; E-mail: mmkhader@qu.edu.qa

Received March 08, 2017; Accepted March 13, 2017; Published March 22, 2017

Citation: Al-Marri MJ, Al-Saad KA, Saad MA, Cortes DJ, Khader MM (2017) Thermodynamics of CO₂ Adsorption on Polyethyleneimine Mesoporous Silica and Activated Carbon. J Phys Chem Biophys 7: 239. doi: [10.4172/2161-0398.1000239](https://doi.org/10.4172/2161-0398.1000239)

Copyright: © 2017 Al-Marri MJ, et al. This is an open-access article distributed under the terms of the Creative Commons Attribution License, which permits unrestricted use, distribution, and reproduction in any medium, provided the original author and source are credited.

Polyethyleneimine PEI-10k (10,000 g/mol) was impregnated into the mesoporous silica. Typically, 0.7 g of PEI-10k was added into 10 mL of ethanol. 1 g of mesoporous silica was added to the PEI-10k solution under stirring. The mixture was kept at room temperature for 12 h. The resultant slurry was dried at 100°C for 16 h. The obtained samples is referred to PEI 10k-MPS.

Granular activated carbon

Activated carbon was purchased from Sigma and used with no further treatment. Surface area was ~ 600 m².g⁻¹, pore volume 0.95 cm³.g⁻¹ and particle size 12-40 (mesh).

CO₂ sorption performance

Isothermal adsorption measurements were performed gravimetrically with DynTHERM SHP magnetic suspension balance (MSB) manufactured by Rubotherm GmbH (Bochum, Germany). The MSB provides the advantage of obtaining accurate results since it has a contactless weighing. The MSB apparatus has a resolution of 0.01 mg, measurement uncertainty less than 0.002%, and reproducibility within ±0.03 mg. All gases employed were obtained from a local vendor (Buzwair Scientific & Industrial Gases Qatar) with the following purities: Helium 99.9992%, and Carbon dioxide 99.99%.

The carbon dioxide adsorption test for each isotherm was conducted in four steps. First, a blank measurement was carried out with an empty sample container in helium ambience, and with stepwise increase in pressure from vacuum to 30 bar at constant temperature of 25°C. Second, after ~0.35 g of sample was loaded in the MSB, pre-treatment was performed to degas the sorbent material at 110°C in vacuum for 60-90 minutes. Third, sorbent material isothermal density was determined by running a buoyancy measurement under inert condition with stepwise increase of pressure to 30 bar. Last, after the sample was again evacuated, adsorption measurements were carried out at 20°C, 25°C, 30°C and 35°C with high purity carbon dioxide, and with stepwise pressure increments to 20 bar for each isotherm. Adsorption equilibrium was assumed to occur when the pressure, temperature, and sample weight did not considerably vary; that took about one hour. The measured weight was periodically and automatically recorded in the operator computer, and the amount of gas adsorbed was determined using a spreadsheet. Acquisition of measurement data was made with RUBOTHERM System Control Software, where process parameters setting and monitoring were done.

Results and Discussion

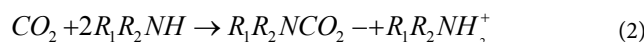
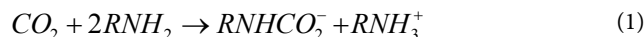
CO₂ adsorption performance

The total pore volume and the BET surface area of the MPS foam were 2.51 cm³.g⁻¹ and 482 m².g⁻¹, respectively. The cumulative pore volume and surface area of the MPS foam calculated using the simplified Broekhoff-de Boer method were 2.5 cm³.g⁻¹ and 750 m².g⁻¹, respectively. Previously, it was showed that the PEI material was immobilized inside the mesoporous foam cells with some on the external surfaces [20]. Nonetheless, the hierarchical porous structure between and within the sorbent particles was retained facilitating the diffusion of CO₂ gas into the MPS foam [9,10]. Activated carbon is also a superior adsorbent because of its large number of micropores and high surface area. Therefore, it has been widely applied for gas adsorption.

Influence of pressure

It is well-established that the gas pressure is a crucial factor for the sorption capacity of various sorbents. Hence, PEI 10k/MPS and AC were selected to investigate the effect of the CO₂ pressure on the sorption capacity using MSB with pure CO₂ gas at pressures ranging from 0 to 25 bar. Figures 1A and 1B show CO₂ adsorption isotherms obtained for the PEI 10k/MPS and AC, respectively. In these isotherms, the amount of CO₂ adsorbed after equilibration, expressed as mg CO₂/g of sorbent, was plotted against gas pressure in bar. For PEI-10k, the influence of pressure on CO₂ adsorption has been studied by performing adsorption runs at 55, 65, 75 and 85°C. For AC, the adsorption isotherms were studied at 20, 25, 30 and 35°C.

It is clear from Figure 1A that most of CO₂ (~70%) was adsorbed at pressure less than 1 bar, however, as shown in Figure 1B similar sorption capacity on the AC occurred at about 10 bars. The main difference between the two sorbents is due to the chemical nature of interaction of CO₂ with the primary and secondary amines in the PEI molecules forming carbamates as represented by Eq. 1 and 2.



With AC, CO₂ sticks to its surface via weaker forces, e.g. Van der Waals or dipole forces.

In both cases, the mass of adsorbed CO₂, *m*, increased with the partial pressure, *P*_{CO₂}, in a nonlinear fashion as a consequence of the relatively high CO₂ concentration in the gas stream. It is obvious that the equilibrium amount of CO₂ absorbed, *m*_e, increased with the temperature for the PEI but decreased for the AC; implying the

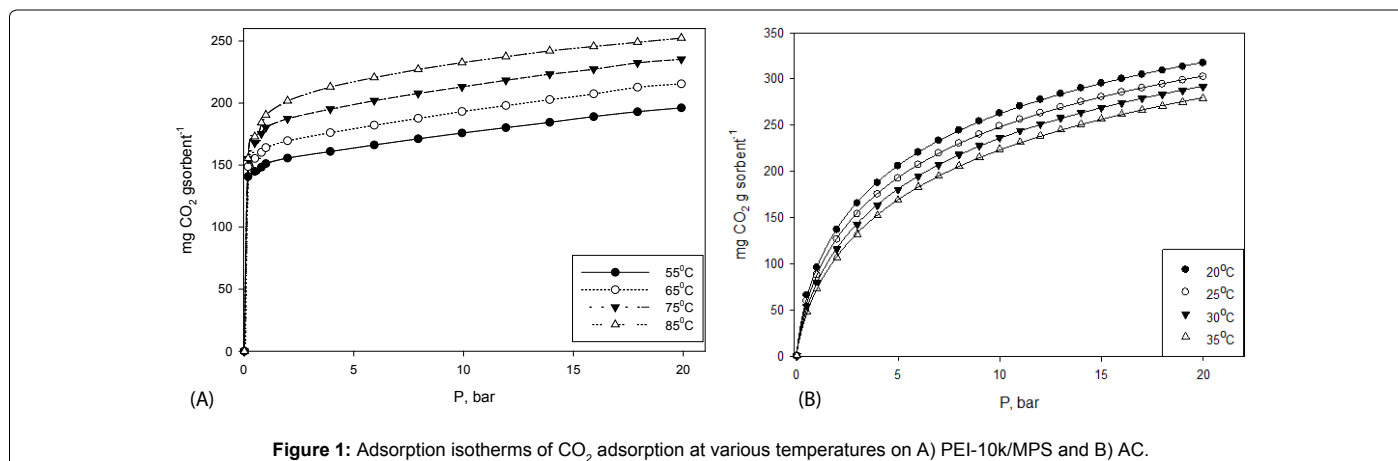


Figure 1: Adsorption isotherms of CO₂ adsorption at various temperatures on A) PEI-10k/MPS and B) AC.

endothermic and exothermic nature of the adsorption process on PEI and AC, respectively.

Adsorption isotherm of PEI

The experimental values of the gas mass adsorbed on the PEI after reaching equilibrium, m_e was fitted best to the Langmuir equation:

$$m_e = m_m \frac{K P_{CO_2}}{1 + K P_{CO_2}} \quad (3)$$

Where θ is the fractional surface coverage which equals m_e/m_m , with m_e and m_m the mass of gas adsorbed at pressure P after reaching equilibrium and the mass of gas covering a monolayer, respectively. The constant b , is indeed the adsorption equilibrium constant K ($K = k_{ads}/k_{des}$), where k_{ads} and k_{des} are the specific rate constants for adsorption and desorption, respectively. Equation 3 is therefore rewritten as:

$$m_e = m_m \frac{K P_{CO_2}}{1 + K P_{CO_2}} \quad (4)$$

The constants of the Langmuir adsorption isotherm (m_m and K) were obtained from fitting the measured m_e in Figure 1A to the Langmuir equation and the results are given in Table 1.

The correlation coefficients (R^2) are in the 0.90-0.94 range, reflecting that the adsorption isotherm of CO₂ on PEI could be well described by Langmuir adsorption model. The m_m , the mass of gas covering monolayer of PEI sorbent, increased with temperature till reached a maximum value of ~273 mg CO₂/g sorbent at 85°C. The increase in the m_m could be attributed to linearization of the PEI-10 molecule by temperature, as it is originally branched non-linear molecule. By heating the PEI-10k, its molecules are expected to be more linear, therefore, having more of its amine groups exposed to CO₂, consequently, increased its monolayer coverage as shown in Table 1. The constant K had a reverse behavior, i.e., decreased with increasing the temperature, implying that the gas desorption is kinetically faster at higher temperature. Although the kinetics of desorption is favored by increasing the temperature, but the sorption capacity was still increasing with temperature, as clearly shown in Figure 1A, indicating that the affinity to CO₂ adsorption on PEI increases with temperature. It should be indicated that 85°C, was the temperature at which the maximum adsorption was recorded, after that temperature the sorption capacity was significantly declined, presumably, because the desorption kinetics prevailed.

Adsorption isotherm of AC

A more suitable isotherm for CO₂ adsorption on AC, and generally for physisorption, is the Toth Isotherm [34-36]. The formula of the Toth isotherm describes gas/solid physisorption phenomena in a wide range of gas pressure. The Toth equation is written in the form

$$\frac{\Delta H^m}{RT^2} = \left(\frac{\delta \ln P}{\delta T} \right)_m \quad (5)$$

where P is the equilibrium pressure; m the mass of adsorbed gas; and q_s , b , and t are isotherm parameters which are determined numerically. In this study, a nonlinear curve-fitting procedure was used to determine q_s , b , and t . The parameters obtained from the best fit to the experimental data are summarized in Tables 2 and 3. The experimental data were well-fitted by the calculated isotherm for AC. From the R^2 value it is, as previously reported [34], expected that the Toth adsorption isotherm describes well the physisorption phenomena of the CO₂ on the AC.

Isosteric enthalpies of the adsorption

Isosteric enthalpies of adsorption (ΔH^m) was calculated by the Clausius-Clapeyron equation for adsorption:

$$\frac{\Delta H^m}{RT^2} = \left(\frac{\delta \ln P}{\delta T} \right)_m \quad (6)$$

where P is the pressure, T is the temperature, and R is the gas constant. The isosteric enthalpy is a measure of the interaction between the adsorbate molecules and the adsorbent surface sites. The relationships between $\ln P$ and the inverse temperature for the PEI-10k and the AC are shown in Figures 2A and 2B, respectively. These are quite satisfactory linear relations with slope equals $\frac{\Delta H^m}{R}$.

The isosteric enthalpy ΔH^m as determined from the slopes of Figures 2A and 2B are collected in Table 3.

The data in Table 3A clearly shows that isosteric enthalpy of CO₂ adsorption on the PEI was about constant at a value of 93kJ/mol, indicating that the CO₂ adsorption on PEI is a typical Langmuir adsorption isotherm with a minor or no effect of the CO₂-CO₂ interaction on the extent of CO₂ adsorption. The forces of interaction between the chemisorbed CO₂ molecules, of course, is much weaker than the chemical adsorption bonds which were formed during the carbamate generation as signified from the values of ΔH^m listed in Table 3A. The isosteric enthalpy of AC, on the other hand, was continuously decreasing with increasing the CO₂ loading, revealing

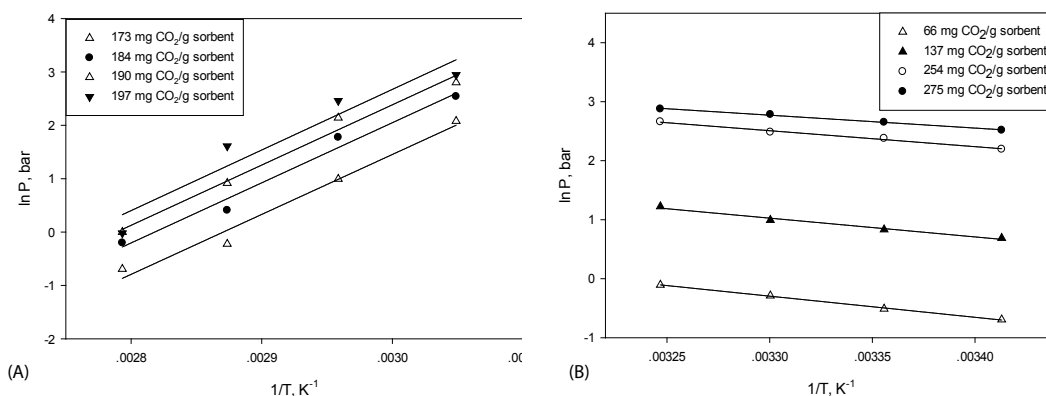


Figure 2: The relationship between $\ln P$ and the inverse of temperature for the CO₂ adsorption on A) PEI-10k/MPS and B) AC.

T, °C	R ²	K	m _m
55	0.901	8.367	180.2
65	0.905	7.594	197.91
75	0.923	6.861	218.5
85	0.940	5.66	237.63

Table 1: Langmuir adsorption isotherm data for the CO₂ on PEI-10k/MPS.

T, °C	R ²	q _s	B	T
20	1.0	584.05	1.32	0.46
25	1.0	576.32	1.39	0.46
30	1.0	583.59	1.53	0.47
35	1.0	600.15	1.60	0.45

Table 2: Toth adsorption isotherm data for the CO₂ on AC

m, CO ₂ , mg/ g sorbent	R ²	ΔH ^m , kJ/mol
173	0.978	93.4
184	0.983	93.4
190	0.985	93.9
196	0.986	94.4

Table 3A: Isotheric enthalpy of adsorption on PEI-10k.

m, CO ₂ , mg/ g sorbent	R ²	ΔH, kJ/mol
66	0.998	-29.8
137	0.984	-26.5
254	0.990	-22.5
275	0.997	-19.2

Table 3B: Isotheric enthalpy of adsorption on AC.

that the Toth adsorption isotherm is a suitable model for CO₂ on AC. The change in the isotheric enthalpy with CO₂ loading is explained due to the CO₂-CO₂ interaction forces which might compete with the weak physisorption forces associated with the CO₂ adsorption on the AC surface. The change in the isotheric enthalpy with the gas loading could also be attributed due to a more heterogeneous surface structure.

Conclusions

In the comparison between the isotheric enthalpy of CO₂ adsorption of PEI-10k/MPS and AC, it can be concluded that the significantly stronger amine adsorption sites existing on the PEI surface allow this material to capture CO₂ at relatively high temperature and lower pressure. The strong CO₂ chemisorbed bonds due to the carbamate formation made the CO₂-CO₂ interaction insignificant as revealed from the constancy of the isotheric enthalpy of adsorption at various CO₂ coverage. On the other hand, the low enthalpy of adsorption (about -25 kJ mol⁻¹) of CO₂ on the AC as well as the corroboration with the Toth adsorption isotherm confirms the physisorption nature of the process. Furthermore, the decrease in the isotheric enthalpy with increasing CO₂ coverage on the AC implied that CO₂-CO₂ interaction was significant and competed with the weak physisorbed CO₂-AC bonds.

Acknowledgement

This paper was made possible by an NPRP Grant #5-1437-1-243 from the Qatar National Research Fund (a member of Qatar Foundation). The statements made herein are solely the responsibility of the authors.

References

- Rao AB, Rubin ES (2002) A technical, economic, and environmental assessment of amine-based CO₂ capture technology for power plant greenhouse gas control. *Environ Sci Technol* 36: 4467-4475.
- Jones CW (2011) CO₂ capture from dilute gases as a component of modern global carbon management. *Ann Rev Chem Biomol Eng* 2: 31-52.
- Wolsky AM, Daniels EJ, Jody BJ (1994) CO₂ capture from the flue gas of conventional fossil-fuel-fired power plants. *Environ Prog* 13: 214-219.
- Conway W, Bruggink S, Beyad Y, Luo W, Melián-Cabrera I, et al. (2015) CO₂ absorption into aqueous amine blended solutions containing monoethanolamine (MEA), N,N-dimethylethanolamine (DMEA), N,N-diethylethanolamine (DEEA) and 2-amino-2-methyl-1-propanol (AMP) for post-combustion capture processes. *Chem Eng Sci* 126: 446-454.
- Mandal BP, Biswas AK, Bandyopadhyay SS (2003) Absorption of carbon dioxide into aqueous blends of 2-amino-2-methyl-1-propanol and diethanolamine. *Chem Eng Sci* 58: 4137-4144.
- Belmabkhout Y, Serna-Guerrero R, Sayari A (2010) Amine-bearing mesoporous silica for CO₂ removal from dry and humid air. *Chem Eng Sci* 65: 3695-3698.
- Serna-Guerrero R, Belmabkhout Y, Sayari A (2010) Influence of regeneration conditions on the cyclic performance of amine-grafted mesoporous silica for CO₂ capture: An experimental and statistical study. *Chem Eng Sci* 65: 4166-4172.
- Serna-Guerrero R, Belmabkhout Y, Sayari A (2010) Modeling CO₂ adsorption on amine-functionalized mesoporous silica: 1. A semi-empirical equilibrium model. *Chem Eng J* 161: 173-181.
- Qi G, Wang Y, Estevez L, Duan X, Anako N, et al. (2011) High efficiency nanocomposite sorbents for CO₂ capture based on amine-functionalized mesoporous capsules. *Energy Environ Sci* 4: 444-452.
- Qi G, Fu L, Choi BH, Giannelis EP (2012) Efficient CO₂ sorbents based on silica foam with ultra-large mesopores. *Energy Environ Sci* 5: 7368-7375.
- Chen C, Son WJ, You KS, Ahn JW, Ahn WS (2010) Carbon dioxide capture using amine-impregnated HMS having textural mesoporosity. *Chem Eng J* 161: 46-52.
- Labreche Y, Lively RP, Rezaei F, Chen G, Jones CW, et al. (2013) Post-spinning infusion of poly(ethyleneimine) into polymer/silica hollow fiber sorbents for carbon dioxide capture. *Chem Eng J* 221: 166-175.
- Knowles GP, Graham JV, Delaney SW, Chaffee AL (2005) Aminopropyl-functionalized mesoporous silicas as CO₂ adsorbents. *Fuel Proc Technol* 86: 1435-1448.
- Kumar P, Gulians VV (2010) Periodic mesoporous organic-inorganic hybrid materials: Applications in membrane separations and adsorption. *Microporous and Mesoporous Materials* 132: 1-14.
- Tsyganok A, Harlick PJ, Sayari A (2007) Non-oxidative conversion of ethane to ethylene over transition metals supported on Mg-Al mixed oxide: Preliminary screening of catalytic activity and coking ability. *Catalysis Commun* 8: 850-854.
- Das DD, Harlick PJ, Sayari A (2007) Applications of pore-expanded MCM-41 silica: 4. Synthesis of a highly active base catalyst. *Catalysis Commun* 8: 829-833.
- Deng S, Li H, Li S, Zhang Y (2007) Activity and characterization of modified Cr₂O₃/ZrO₂ nano-composite catalysts for oxidative dehydrogenation of ethane to ethylene with CO₂. *J Mol Catalysis A: Chemical* 268: 169-175.
- Al-Marri MJ, Khader MM, Tawfik M, Qi G, Giannelis EP (2015) CO₂ Sorption Kinetics of Scaled-Up Polyethyleneimine-Functionalized Mesoporous Silica Sorbent. *Langmuir* 31: 3569-3576.
- Cheung O, Bacsik Z, Liu Q, Mace A, Hedin N (2013) Adsorption kinetics for CO₂ on highly selective zeolites NaKA and nano-NaKA. *Applied Energy* 112: 1326-1336.
- Mandal BP, Bandyopadhyay SS (2006) Absorption of carbon dioxide into aqueous blends of 2-amino-2-methyl-1-propanol and monoethanolamine. *Chem Eng Sci* 61: 5440-5447.
- Rashidi NA, Yusup S, Hameed BH (2013) Kinetic studies on carbon dioxide capture using lignocellulosic based activated carbon. *Energy* 61: 440-446.
- Guo B, Chang L, Xie K (2006) Adsorption of Carbon Dioxide on Activated Carbon. *J Nat Gas Chem* 15: 223-229.
- Dantas TL, Luna FM, Silva IJ, de Azevedo DC, Grande CA, et al. (2011) Carbon dioxide-nitrogen separation through adsorption on activated carbon in a fixed bed. *Chem Eng J* 169: 11-19.
- Shafeeyan MS, Daud WM, Houshmand A, Shamiri A (2010) A review on surface modification of activated carbon for carbon dioxide adsorption. *J Anal Appl Pyrolysis* 89: 143-151.

25. Jia Z, Jiang CY (2009) Study on the synthesis of anthraquinone from phthalic anhydride and benzene over modified beta solid acid catalyst. in: ACS National Meeting Book of Abstracts. 238: 1155.
26. Kang SJ, Dou T, Gong YJ, Li Q, Zheng YY (2006) Study on desulfurization of thiophene over modified zeolite beta sorbents under ambient conditions. *Ranliao Huaxue Xuebao/Journal of Fuel Chemistry and Technology* 34: 625-628.
27. Auta M, Darbis NA, Din AM, Hameed BH (2013) Fixed-bed column adsorption of carbon dioxide by sodium hydroxide modified activated alumina. *Chem Eng J* 233: 80-87.
28. Chen C, Ahn WS (2011) CO₂ capture using mesoporous alumina prepared by a sol-gel process. *Chem Eng J* 166: 646-651.
29. Thote JA, Chatti RV, Iyer KS, Kumar V, Valechha AN, et al. (2012) N-doped mesoporous alumina for adsorption of carbon dioxide. *J Environ Sci* 24: 1979-1984.
30. Nafisi V, Hägg MB (2014) Development of dual layer of ZIF-8/PEBAX-2533 mixed matrix membrane for CO₂ capture. *J Memb Sci* 459: 244-255.
31. Sircar S, Golden TC, Rao MB (1996) Activated carbon for gas separation and storage. *Carbon* 34: 1-12.
32. Himeno S, Komatsu T, Fujita S (2005) High-Pressure Adsorption Equilibria of Methane and Carbon Dioxide on Several Activated Carbons. *J Chem Eng Data* 50: 369-376.
33. Bacsik Z, Ahlsten N, Ziadi A, Zhao G, Garcia-Bennett AE (2011) Mechanisms and Kinetics for Sorption of CO₂ on Bicontinuous Mesoporous Silica Modified with n-Propylamine. *Langmuir* 27: 11118-11128.
34. Lee JS, Kim JH, Kim JT, Suh JK, Lee JM, et al. (2002) Adsorption Equilibria of CO₂ on Zeolite 13X and Zeolite X/Activated Carbon Composite. *J Chem Eng Data* 47: 1237-1242.
35. Toth J (1984) Isotherm equations for monolayer adsorption of gases on heterogeneous solid surfaces. *Fundamentals of Adsorption* pp: 657-665.
36. Do DD (1998) Adsorption Analysis: Equilibria and Kinetics: (With CD Containing Computer Matlab Programs). World Scientific.

Citation: Al-Marri MJ, Al-Saad KA, Saad MA, Cortes DJ, Khader MM (2017) Thermodynamics of CO₂ Adsorption on Polyethyleneimine Mesoporous Silica and Activated Carbon. *J Phys Chem Biophys* 7: 239. doi: [10.4172/2161-0398.1000239](https://doi.org/10.4172/2161-0398.1000239)

OMICS International: Open Access Publication Benefits & Features

Unique features:

- Increased global visibility of articles through worldwide distribution and indexing
- Showcasing recent research output in a timely and updated manner
- Special issues on the current trends of scientific research

Special features:

- 700+ Open Access Journals
- 50,000+ editorial team
- Rapid review process
- Quality and quick editorial, review and publication processing
- Indexing at major indexing services
- Sharing Option: Social Networking Enabled
- Authors, Reviewers and Editors rewarded with online Scientific Credits
- Better discount for your subsequent articles

Submit your manuscript at: <http://www.omicsonline.org/submission//>