



## Viscometric Study of Molecular Interactions in Dimethyl Carbonate +n-Alkoxyethanol Mixtures at Different Temperatures

SK Beebi<sup>1,4</sup>, SKM Nayeem<sup>2</sup>, GR Satyanarayana<sup>3</sup>, A Venkateshwara Rao<sup>1</sup>, D Bala<sup>1</sup> and C Rambabu<sup>1\*</sup><sup>1</sup>Department of Chemistry, Acharya Nagarjuna University, Guntur, Andhra Pradesh, India<sup>2</sup>Department of Physics, KRK Government Degree College, Addanki, Andhra Pradesh, India<sup>3</sup>Department of Chemistry, Sir CR Reddy College, Eluru, Andhra Pradesh, India<sup>4</sup>Department of Chemistry, YVNR Government Degree College, Kaikaluru, Andhra Pradesh, India

### Abstract

The viscosities ( $\eta$ ) and densities ( $\rho$ ) have been measured for the binary mixtures of dimethyl carbonate (DMC) with 2-alkoxyethanols such as 2-methoxyethanol (MOE), 2-ethoxyethanols (EOE) and 2-butoxyethanols (BOE) over the entire range of mole fraction at  $T=(303.15, 308.15, 313.15, 318.15)$  K and at constant atmospheric pressure. The excess/deviation properties such as deviation in viscosity and excess Gibbs free energy of activation of viscous flow are calculated. Excess/deviation properties are correlated by the Redlich-Kister equation to obtain the binary coefficients and standard deviations. Further several semi empirical models such as Grunberg-Nissan, Katti-Chaudhri, Heric-Brewer and Hind et al. are used to correlate the viscosity of binary mixtures. The values of  $\Delta\eta$ , which refers to the deviation of the experimental values of the viscosity of the mixture from the mole fraction mixture law rules, are found to be negative for all the mixtures. The results are discussed in terms of molecular interactions due to physical, chemical and structural effects between the unlike molecules.

**Keywords:** Viscosity; Gibbs free energy; Redlich-Kister equation; Molecular interaction

### Introduction

Viscosity and density data for binary liquids are important from practical and theoretical point of view. Experimental measurements of these properties of binary mixtures have gained much importance in many chemical industries and engineering disciplines [1]. Knowledge of the viscosity is very important in many chemical applications, such as mass and heat transfer operations, fluid flow, molecular structure and design involving chemical separations, developing separation methods like HPLC and capillary electrophoresis etc. Dimethyl carbonate (DMC) is considered to be a green solvent. It is a nontoxic substance and is widely used as a replacement for dimethyl sulphate, methyl halide, and phosgene in methylation and carbonylation reactions, because it is considered to be an “environmentally benign building block” [2]. Dialkyl carbonates have shown to be very useful in the lithium battery technology [3,4]. DMC has about 3 times the oxygen content as methyl tert-butyl ether (MTBE) and it is a strong contender to assist the refining industry. It does not phase separate in a water stream as some alcohols do, and it has both low toxicity and relatively quick biodegradability [5,6]. Glycol ethers are a group of solvents based on alkyl ethers of ethylene glycol or propylene glycol commonly used in paints and cleaners. Among cellosolves i.e., Alkoxyethanols viz. 2-methoxyethanol (MOE), 2-ethoxyethanol (EOE), 2-butoxyethanol (BOE) as oxygenated compounds are increasingly used as additives to gasoline due to their octane enhancing and pollution-reducing properties [7,8]. One of the interesting features of the chemicals that are selected in this study, are used as green solvents in gasoline industry.

In the present paper, we report viscosity, deviation in viscosity and excess Gibbs free energy of activation of viscous flow data for the binary mixtures of 2-methoxyethanol, 2-ethoxyethanol, 2-butoxyethanol with dimethyl carbonate at four different temperatures  $T=(303.15, 308.15, 308.15, 313.15)$  K. These Excess/deviation properties are correlated by the Redlich-Kister equation to obtain their binary coefficients and standard deviations. This work will also provide a test of various semi empirical relations like Grunberg-Nissan, Katti-Chaudhri, Heric-Brewer and Hind et al. to correlate viscosity of binary

mixtures. Literature about binary liquid with one of the solvent as dimethyl carbonate is plenty [9-14]. A deep literature survey reveals that no significant work is available on the binary mixtures of dimethyl carbonate and 2-alkoxyethanols at a temperature range of (303.15-318.15) K.

### Materials and Methods

DMC was obtained from Aldrich Chemical Co., stated purity 99 mol%. The chemicals 2-methoxyethanol, 2-ethoxyethanol and 2-butoxyethanol are obtained from SD Fine Chemicals Ltd., India, stated mass fraction purity >0.995 are used in this study. Before measurements, all the liquids were kept in dark bottles, dried over molecular sieves (Union Carbide, type 4A), and degassed it ultrasonically. All the chemicals were purified by method described in literature [15,16]. The chemicals after purification were 99.8% pure and their purity was ascertained by GLC and also by comparing experimental values of density and viscosity, at 303.15 K with those reported in the literature, as presented in Table 1.

The binary mixtures are prepared gravimetrically using an electronic balance (Shimadzu AY120) with an uncertainty of  $\pm 1 \times 10^{-7}$  kg and stored in airtight bottles. The uncertainty on mole fraction is estimated to be  $1 \times 10^{-4}$ . It is ensured that the mixtures are properly mixed and the measurement of the required parameters was done within one day of preparation.

**\*Corresponding author:** C Rambabu, Department of Chemistry, Acharya Nagarjuna University, Guntur-522 510, Andhra Pradesh, India, Tel: +919949838299; E-mail: [crbpublications@gmail.com](mailto:crbpublications@gmail.com)

**Received** October 14, 2016; **Accepted** October 27, 2016; **Published** November 07, 2016

**Citation:** Beebi SK, Nayeem SKM, Satyanarayana GR, Venkateshwara Rao A, Bala D, et al. (2016) Viscometric Study of Molecular Interactions in Dimethyl Carbonate +n-Alkoxyethanol Mixtures at Different Temperatures. J Thermodyn Catal 7: 177. doi: [10.4172/2160-7544.1000177](https://doi.org/10.4172/2160-7544.1000177)

**Copyright:** © 2016 Beebi SK, et al. This is an open-access article distributed under the terms of the Creative Commons Attribution License, which permits unrestricted use, distribution, and reproduction in any medium, provided the original author and source are credited.

Compound	$\rho$ ( $10^{-3}$ kg m $^{-3}$ )		$\eta$ (m Pa s)	
	Expt.	Lit.	Expt.	Lit.
DMC	1.0567	1.056719 <sup>a</sup>	0.549	0.549 <sup>b</sup>
MOE	0.9556	0.95572 <sup>c</sup>	1.422	1.4212 <sup>c</sup>
EOE	0.9212	0.92119 <sup>c</sup>	1.655	1.6541 <sup>c</sup>
BOE	0.8922	0.89228 <sup>d</sup>	2.477	2.404 <sup>e</sup>

<sup>a</sup>-[17], <sup>b</sup>-[18], <sup>c</sup>-[19], <sup>d</sup>-[20], <sup>e</sup>-[21]

**Table 1:** Comparison of density ( $\rho$ ) and viscosity ( $\eta$ ) of the pure liquids with literature data at 303.15°K.

The viscosity,  $\eta$ , of the pure liquids and liquid mixtures is determined using an Ubbelohde suspended-level viscometer. The viscometer is suspended in a thermostatic water bath in which the temperature is maintained constant to  $\pm 0.01$  K. Five sets of readings for the flow time are taken by using a Racer stop watch that can register time to  $\pm 0.01$  s, and the arithmetic mean is taken for the calculation of the viscosity. Because the flow times are greater than 200 s and the capillary diameter is 0.55 mm, which is much less than the tube length of 100 mm, both kinetic energy and tube end corrections are negligible. At each temperature, the viscometer was calibrated against the known viscosities of benzene and carbon tetrachloride [22]. Viscosity of pure liquids and liquid mixtures were calculated using the following relation:

$$\eta/\eta_w = \rho t / \rho_w t_w \quad (1)$$

The estimated uncertainty in the viscosity measurements is found to be less than 1%.

The densities ( $\rho$ ) of pure liquids and their mixtures are determined using a  $10^{-5}$  m $^3$  double-arm pycnometer, and the values from triplicate replication at each temperature are reproducible within  $2 \times 10^{-1}$  kgm $^{-3}$ . The pycnometer was calibrated with deionised double distilled water. The position of the liquid levels, in the two arms of the pycnometer (which should be air bubble-free), is recorded with the help of a travelling microscope. The uncertainty in the measurement of density is found to be 2 parts in  $10^4$  parts. The reproducibility in mole fractions was within  $\pm 0.0002$ . The temperature was maintained by circulating water from a U10 thermostat controlled to  $\pm 0.01$  K.

## Theoretical Considerations

The viscosity deviations ( $\Delta\eta$ ) were calculated using

$$\Delta\eta = \eta_{12} - x_1\eta_1 - x_2\eta_2 \quad (2)$$

where  $\eta_{12}$  is the viscosities of the binary mixture.  $x_1$ ,  $x_2$  and  $\eta_1$ ,  $\eta_2$  are the mole fraction and the viscosities of pure components 1 and 2, respectively.

On the basis of the theories of absolute reaction rates [23], the excess Gibbs free energy of activation of viscous flow was calculated by using

$$\Delta G^{*E} = RT[\ln(\eta V_m) - x_1(\ln\eta_1 V_1) - x_2(\ln\eta_2 V_2)] \quad (3)$$

where  $\eta$  and  $V_m$  are the dynamic viscosity and molar volume of the mixture.,  $\eta_1$ ,  $\eta_2$  and  $V_1$ ,  $V_2$  are viscosity and molar volume of pure components 1 and 2. R is the real gas constant and T is the absolute temperature.

The composition dependence of  $\Delta\eta$  and  $\Delta G^{*E}$  ( $Y_{cal}^E$ ) for each mixture are correlated by Redlich-Kister polynomial equation [24]:

$$Y_{cal}^E = X_1 X_2 \sum_{i=1}^n A_{i-1} (X_2 - X_1)^{i-1} \quad (4)$$

The coefficients of  $A_{i-1}$  in the above equation along with the standard deviation  $\sigma$  ( $Y^E$ ) have been calculated. These coefficients are

the adjustable parameters to get best - fit values of  $Y_{cal}^E$ . The standard deviations  $\sigma$  of  $Y_{cal}^E$  were calculated by using the relation:

$$\sigma = \left[ \sum (Y_{expt}^E - Y_{cal}^E)^2 / (m - n) \right]^{1/2} \quad (5)$$

where m is the number of experimental data points and n is the number of coefficients considered and  $Y_{expt}^E$ ,  $Y_{cal}^E$  are the values of experimental and calculated property ( $\Delta\eta$  and  $\Delta G^{*E}$ ) respectively.

There are several semi-empirical relations used to correlate the viscosity of binary liquid mixtures, which help us to know the strength of molecular interactions. The dynamic viscosities have been calculated by the following empirical relations.

The Grunberg–Nissan proposed the empirical relation as

$$\ln \eta = x_1 \ln \eta_1 + x_2 \ln \eta_2 + x_1 x_2 G_{12} \quad (6)$$

$G_{12}$  may be regarded as an interaction parameter proportional to the interchange energy and is a measure of the strength of interaction between the component liquids 1 and 2.

Katti and Choudhri derived the following equation

$$\ln(\eta V) = x_1 \ln(\eta_1 V_1) + x_2 (\eta_2 V_2) + x_1 x_2 W_{vis} / RT \quad (7)$$

Here  $W_{vis}$  is an interaction term.

Heric and Brewer equation is

$$\ln \eta = x_1 \ln \eta_1 + x_2 \ln \eta_2 + x_1 \ln M_1 + x_2 \ln M_2 - \ln(x_1 M_1 + x_2 M_2) x_1 x_2 \Delta_{12} \quad (8)$$

Where  $\Delta_{12}$  is the interaction term and  $M_1$  and  $M_2$  are molecular weights of components 1 and 2.

Hind et al. suggested following equation for determination of the viscosity of the liquid mixtures as

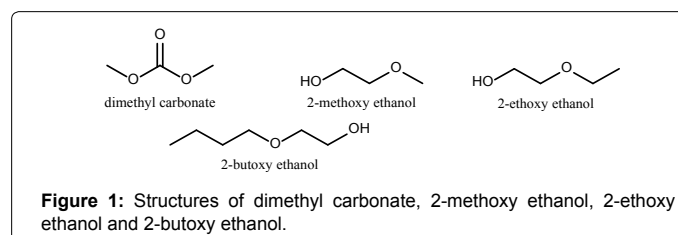
$$\eta = x_1^2 \eta_1 + x_2^2 \eta_2 + 2x_1 x_2 H_{12} \quad (9)$$

Where  $x_1$  and  $x_2$  are the mole fractions,  $\eta_1$  and  $\eta_2$  are the viscosities of liquid components 1 and 2 respectively.  $\eta$  is viscosity of binary mixture and  $H_{12}$  is Hind interaction parameter.

## Results and Discussion

Dimethyl carbonate is a polar aprotic solvent having a dipole moment of 0.90D. Because of the electro negativity difference of carbon and oxygen atom of C=O group of DMC, it is expected to have dipole-dipole interaction in its pure form. Alkoxyethanols are important class of glycolic ethers as they contain ether, alcohol and hydrocarbon chain in same molecule. This gives rise to formation of inter and intra molecular hydrogen bonds which makes them self-associated [25,26]. Alkanols represent an important class of hydrogen-bonded solvents, for which the degree of association is very sensitive to temperature and the presence of solvents [27]. Figure 1 shows the molecular structures of the chemical compounds used in this study.

The experimental values of viscosity, deviation in viscosity and excess Gibbs energy of activation of viscous flow for three binary



**Figure 1:** Structures of dimethyl carbonate, 2-methoxy ethanol, 2-ethoxy ethanol and 2-butoxy ethanol.

mixtures DMC+MOE, DMC+EOE and DMC+BOE at different temperatures (303.15, 308.15, 313.15 and 318.15) K are presented in Table 2. Excess/deviation quantities are correlated by using Redlich-kister polynomial Eq. (4) as a function of temperature. The fitting coefficients  $A_{i-1}$  for all the three binary mixtures are listed in Table 3 along with their standard deviation  $\sigma$  (root mean square deviation) by using Eq. (5). From the excess/deviation properties, molecular interaction among the DMC (1)+MOE (2)+EOE (2)+BOE (2) has been interpreted.

### Viscosity deviation

The variation of deviation in viscosity,  $\Delta\eta$ , with mole fraction of DMC ( $x_1$ ) for the binary mixtures of MOE, EOE, BOE with DMC at T=(303.15, 308.15, 313.15 and 318.15) K is shown in Figure 2. The value and magnitude of  $\Delta\eta$  depend on molecular shape of the components

in addition to intermolecular forces [28]. It is observed from the Figure 2a-2c that deviation in viscosity is negative for all the binaries and at all the temperatures. The absolute value of viscosity deviation of DMC+MOE, DMC+EOE and DMC+BOE systems increases linearly and reaches to a maximum value at  $x_1 \sim 0.5835$  for (DMC+MOE),  $x_1 \sim 0.5344$  for (DMC+EOE),  $x_1 \sim 0.3997$  for (DMC+BOE), after which gradually decreases until to a pure state of DMC. Generally, negative values of  $\Delta\eta$  indicate the presence of dispersion forces or mutual loss of specific interactions in molecules operating in the systems arising due to weak intermolecular interactions, and positive values of deviation in viscosity indicate strong specific interactions [29-31]. The dependence of  $\Delta\eta$  on composition for the binary mixtures under study may be explained in terms of physical, chemical and structural contributions [32,33].

- i. Physical contributions: comprise dispersion forces and non-

DMC+MOE												
$x_1$	303.15°K			308.15°K			313.15°K			318.15°K		
	$\eta$ (m Pa s)	$\Delta\eta$ (m Pa s)	$\Delta G^{*E}$ (Jmol)	$\eta$ (m Pa s)	$\Delta\eta$ (m Pa s)	$\Delta G^{*E}$ (Jmol)	$\eta$ (m Pa s)	$\Delta\eta$ (m Pa s)	$\Delta G^{*E}$ (Jmol)	$\eta$ (m Pa s)	$\Delta\eta$ (m Pa s)	$\Delta G^{*E}$ (Jmol)
0.0000	1.422	0.000	0.0000	1.248	0.000	0.0000	1.174	0.000	0.0000	1.079	0.000	0.0000
0.0940	1.326	-0.014	51.3000	1.147	-0.032	-3.0800	1.063	-0.046	-41.5400	0.971	-0.051	-72.8500
0.1893	1.219	-0.038	69.4000	1.052	-0.058	-8.1700	0.968	-0.076	-65.1100	0.879	-0.085	-126.9500
0.2859	1.109	-0.063	64.2200	0.955	-0.084	-37.1100	0.876	-0.101	-102.1300	0.793	-0.113	-187.4800
0.3837	1.002	-0.085	44.4000	0.862	-0.106	-77.9300	0.789	-0.121	-148.4900	0.715	-0.131	-246.8900
0.4830	0.901	-0.099	14.8800	0.779	-0.116	-113.5900	0.711	-0.131	-191.3400	0.645	-0.141	-302.6000
0.5835	0.811	-0.102	-9.6100	0.702	-0.120	-154.1600	0.642	-0.131	-226.7600	0.585	-0.140	-341.8700
0.6855	0.736	-0.088	-10.7600	0.640	-0.108	-162.3400	0.585	-0.117	-235.6700	0.538	-0.126	-342.0800
0.7889	0.672	-0.061	6.4300	0.593	-0.079	-126.2400	0.540	-0.091	-207.9600	0.501	-0.100	-306.3100
0.8937	0.612	-0.030	20.5400	0.549	-0.047	-89.1100	0.506	-0.053	-137.9800	0.482	-0.055	-181.2400
1.0000	0.549	0.000	0.0000	0.518	0.000	0.0000	0.486	0.000	0.0000	0.473	0.000	0.0000
DMC+EOE												
0.0000	1.655	0.000	0.0000	1.483	0.000	0.0000	1.306	0.000	0.0000	1.231	0.000	0.0000
0.1131	1.465	-0.065	12.2600	1.296	-0.078	-36.0000	1.098	-0.115	-156.4900	1.016	-0.129	-218.0200
0.2229	1.285	-0.123	-8.4200	1.124	-0.144	-100.6300	0.930	-0.193	-302.2500	0.840	-0.222	-439.7000
0.3297	1.120	-0.170	-55.2100	0.973	-0.192	-179.8300	0.795	-0.241	-432.9900	0.705	-0.276	-630.3800
0.4335	0.975	-0.201	-114.4400	0.841	-0.224	-272.3200	0.679	-0.272	-574.9500	0.600	-0.302	-792.6700
0.5344	0.859	-0.205	-152.9000	0.736	-0.231	-341.9200	0.598	-0.270	-646.0200	0.531	-0.295	-860.6300
0.6325	0.769	-0.186	-159.8000	0.660	-0.213	-357.6000	0.540	-0.247	-660.3200	0.482	-0.270	-869.6800
0.7281	0.705	-0.145	-115.0600	0.609	-0.171	-308.1100	0.500	-0.209	-617.0000	0.452	-0.227	-800.1100
0.8211	0.653	-0.094	-52.3600	0.567	-0.124	-243.4100	0.480	-0.153	-486.3700	0.436	-0.173	-662.6100
0.9117	0.602	-0.045	-9.0400	0.542	-0.061	-118.0900	0.470	-0.088	-311.2500	0.435	-0.105	-442.4800
1.0000	0.549	0.000	0.0000	0.518	0.000	0.0000	0.486	0.000	0.0000	0.473	0.000	0.0000
DMC+BOE												
$x_1$	303.15°K			308.15°K			313.15°K			318.15°K		
	$\eta$ (m Pa s)	$\Delta\eta$ (m Pa s)	$\Delta G^{*E}$ (Jmol)	$\eta$ (m Pa s)	$\Delta\eta$ (m Pa s)	$\Delta G^{*E}$ (Jmol)	$\eta$ (m Pa s)	$\Delta\eta$ (m Pa s)	$\Delta G^{*E}$ (Jmol)	$\eta$ (m Pa s)	$\Delta\eta$ (m Pa s)	$\Delta G^{*E}$ (Jmol)
0.0000	2.477	0.000	0.0000	2.172	0.000	0.0000	1.950	0.000	0.0000	1.709	0.000	0.0000
0.1472	1.915	-0.278	-57.2300	1.605	-0.323	-202.4400	1.400	-0.334	-298.5500	1.181	-0.346	-445.9300
0.2798	1.500	-0.438	-147.2700	1.235	-0.474	-365.0000	1.044	-0.496	-561.1700	0.852	-0.511	-837.7300
0.3997	1.209	-0.497	-222.2100	0.985	-0.526	-490.7300	0.821	-0.544	-739.6000	0.660	-0.555	-1092.2100
0.5088	1.001	-0.495	-278.4500	0.815	-0.515	-570.0900	0.672	-0.533	-860.8500	0.536	-0.544	-1266.2800
0.6084	0.865	-0.439	-269.2600	0.701	-0.465	-591.6200	0.584	-0.475	-867.2900	0.462	-0.495	-1322.3000
0.6998	0.760	-0.368	-255.2100	0.620	-0.395	-577.7400	0.521	-0.405	-841.5600	0.421	-0.423	-1265.1100
0.7838	0.690	-0.276	-190.5500	0.568	-0.308	-504.8300	0.482	-0.321	-751.8700	0.405	-0.335	-1093.7700
0.8614	0.628	-0.188	-148.0800	0.540	-0.207	-364.3900	0.465	-0.224	-579.6200	0.400	-0.244	-877.9000
0.9333	0.580	-0.098	-93.8400	0.527	-0.101	-180.9700	0.469	-0.115	-314.8200	0.422	-0.133	-509.9600
1.0000	0.549	0.000	0.0000	0.518	0.000	0.0000	0.486	0.000	0.0000	0.473	0.000	0.0000

**Table 2:** Viscosity,  $\eta$  (m Pa s), deviation in viscosity,  $\Delta\eta$  (m Pa s) and excess Gibbs energy of activation of viscous flow ( $\Delta G^{*E}$ ) of the binary mixtures dimethyl carbonate and 2-alkoxyethanols at different temperatures.

Property	Temp (K)	A0	A1	A2	A3	A4	$\sigma$
<b>DMC+MOE</b>							
$\Delta\eta$ (mPa s)	303.15	-0.4008	0.1178	0.2456	-0.0460	0.0079	0.0010
	308.15	-0.4687	0.1204	0.0662	-0.0734	-0.0209	0.0025
	313.15	-0.5272	0.0738	0.0751	-0.0925	-0.1672	0.0005
	318.15	-0.5666	0.0572	-0.0104	-0.1067	-0.0336	0.0012
$\Delta G^E$ (Jmol)	303.15	190.8321	504.5860	-562.2633	-466.3476	1232.6103	2.9038
	308.15	-273.0796	752.7729	-850.6797	129.0906	385.6151	8.6265
	313.15	-572.6833	882.0853	-773.5867	212.3205	-282.5490	1.8102
	318.15	-966.6345	1139.3057	-1142.4131	305.1090	177.8822	5.8381
<b>DMC+EOE</b>							
$\Delta\eta$ (mPa s)	303.15	-0.8250	0.0185	0.4867	-0.1008	-0.2290	0.0009
	308.15	-0.9272	0.0473	0.4274	-0.0882	-0.2847	0.0027
	313.15	-1.0883	-0.0376	0.1275	-0.0110	-0.2798	0.0023
	318.15	-1.1981	-0.1816	0.0316	0.2782	-0.2658	0.0016
$\Delta G^E$ (Jmol)	303.15	-443.2362	1045.4785	319.6798	-1223.4630	297.9004	4.5807
	308.15	-1088.1721	1695.1694	212.2916	-1131.1650	-415.5735	10.9696
	313.15	-2231.3309	2178.2926	-139.8629	-223.5699	-1629.7342	13.1814
	318.15	-3125.3797	2334.5268	740.2032	748.9462	-3590.6914	15.5163
<b>DMC+BOE</b>							
$\Delta\eta$ (mPa s)	303.15	-1.9748	-0.5519	0.3246	0.2028	-0.3346	0.0035
	308.15	-2.0594	-0.5819	-0.4166	-0.0058	0.4304	0.0026
	313.15	-2.1155	-0.6726	-0.4796	0.2323	0.3503	0.0031
	318.15	-2.1938	-0.5700	-0.1163	0.0800	-0.5251	0.0049
$\Delta G^E$ (Jmol)	303.15	-1078.3654	505.3651	1320.6878	63.0246	-1669.0766	10.7945
	308.15	-2206.4258	1033.6456	-1217.4091	-27.3645	1938.3759	10.4364
	313.15	-3295.3255	1281.7176	-1322.5151	816.1162	1552.7027	14.6838
	318.15	-5067.7307	2394.6550	962.1371	194.9064	-2909.7599	22.7845

**Table 3:** Redlich-Kister coefficients  $A_i$ , and corresponding standard deviations ( $\sigma$ ) computed for excess/deviation properties of the binary mixtures of DMC+alkoxyethanols (MOE, EOE, BOE) at different temperatures.

specific physical interactions and the sign of  $\Delta\eta$  may be negative;

ii. Chemical contributions consider the breaking up of hydrogen bond structure which gives negative  $\Delta\eta$  and specific interactions such as H-bond formation, charge-transfer complex formation and dipole-dipole interactions gives positive  $\Delta\eta$  values.

iii. Structural contribution: Difference in molar volumes and free volumes of liquid components, geometry of molecules, which favours fitting of the component molecules within the voids of each other, gives positive contribution.

According to Kaufman and Eyring [34], the viscosity of a mixture strongly depends on the entropy of mixture, which is related with the structure of the liquid. Vogel and Weiss [35] explained that mixtures with strong interactions between different molecules and negative deviations from Raoult's law present positive viscosity deviations; whereas, for mixtures with positive deviations of Raoult's law and without specific interactions the viscosity deviations are negative. The sign and magnitude of  $\Delta\eta$  depend on the combined effect of various factors such as molecular size, shape, and intermolecular forces. Emilio et al. presented negative values of viscosity deviation in the binary systems of dimethyl carbonate + 1-alcohols [36]. Mialkowski et al. reported negative  $\eta^E$  in the dimethyl carbonate and  $\gamma$ -butyrolactone (BL) [37], and they explained that the addition of DMC to BL involves a more important effect of breaking the structure. This means that interaction between pairs of like molecules is stronger than between pairs of unlike molecules. Anjali et al. discussed about intermolecular interactions between formamide and 2-alkoxyethanols in terms of viscometric study [19]. They inferred that 2-alkoxyethanol and formamide interaction predominate than those between

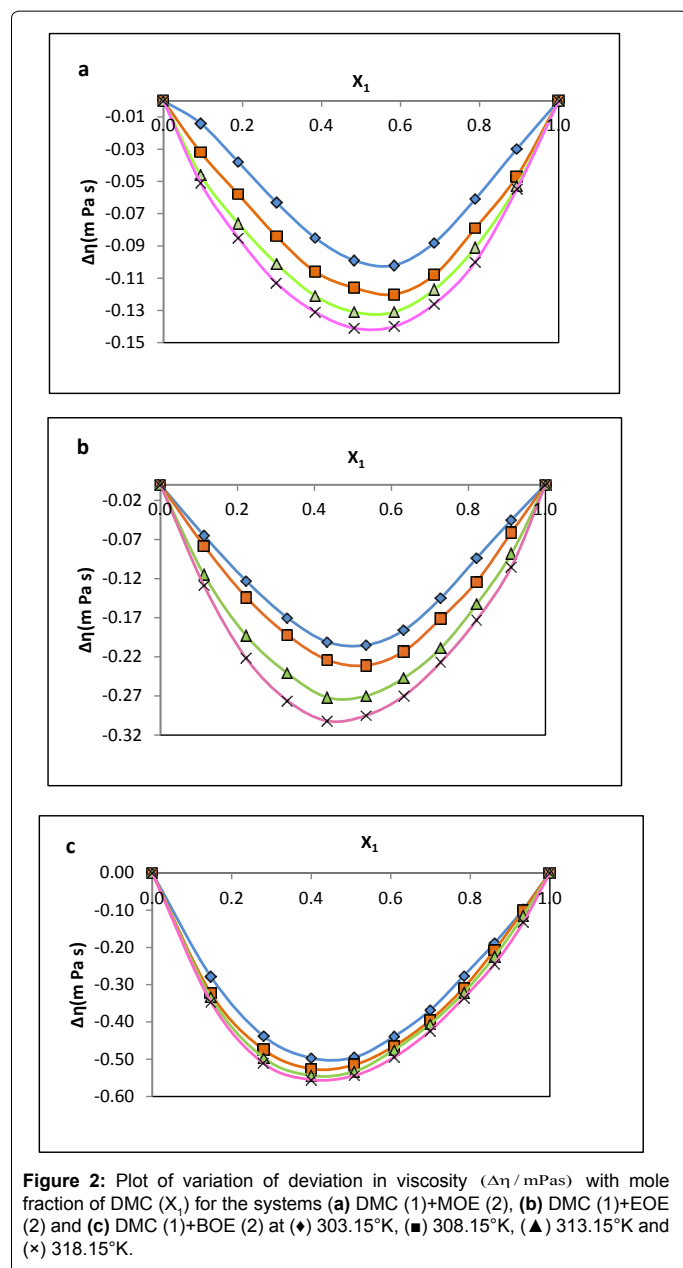
2-alkoxyethanol molecules which contributes to positive  $\Delta\eta$  values.

In the present study one can assume the formation hydrogen bonding among the binary liquids between the carbonyl group (C=O) of DMC and hydroxyl group (O-H) of alkoxyethanols. There is also possibility of dipole-dipole interactions among DMC and alkoxyethanols. If we consider structural contributions, the molar volumes of DMC, MOE, EOE and BOE are (85.246, 79.624, 97.830 and 132.452)  $\text{g}/\text{cm}^3$  respectively at 303.15 K. Hence interstitial accommodation of DMC in to the voids of MOE and EOE is difficult as they have similar molar volumes which makes expansion factor dominates and contributes to negative  $\Delta\eta$  values. Even though there is a possibility of interstitial accommodation of DMC into the voids of BOE, they give negative  $\Delta\eta$  values. This is explained well by the fact that alkoxyethanol molecules are being expected to exist in rings of 5/6 members [28] hence viscosity deviation remains negative. Because of the inter and intra molecular hydrogen bonds in alkoxyethanols, they are arranged in well-ordered manner and addition of DMC to the alkoxyethanols (MOE, EOE, BOE) may lead to disruption of liquid order on mixing and unfavourable interactions between unlike molecules producing negative contribution to  $\Delta\eta$ . The less negative  $\Delta\eta$  values for DMC+MOE system indicate that interactions are predominant over DMC+EOE and DMC+BOE systems. Thus, order of interaction follows MOE>EOE>BOE.

### Excess Gibbs energy of activation of viscous flow

The excess Gibbs free energy of activation of viscous flow, like viscosity deviation, can be used to detect molecular interactions [38]. The variation of excess Gibbs energy of activation of viscous flow with mole fraction of DMC for the binaries MOE, EOE, BOE with DMC





is shown in Figure 3. The excess Gibbs energy of activation of viscous flow is negative for DMC+EOE and DMC+BOE systems over the entire composition range and at all the temperatures. In case of DMC+MOE, at 303.15K  $\Delta G^{\ddagger}$  values are positive at lower mole fractions of DMC. As the temperatures increases from 308.15K to 318.15K  $\Delta G^{\ddagger}$  values becomes negative which affirm the weak specific interactions. It is well known fact that negative values of  $\Delta G^{\ddagger}$  indicate the presence of weak physical forces in the system [39]. On the other hand, positive values of it suggest strong specific interactions (like hydrogen bonding and dipole-dipole interactions) between unlike molecules. Negative values of  $\Delta G^{\ddagger}$  in the binary liquids of DMC with alkoxyethanols also support the conclusions drawn from viscosity deviation.

### Analysing viscosity of liquid mixtures by semi empirical models

To interpret the molecular interaction in the liquid mixture, several empirical and semi empirical models (equations) have been put forth for correlating the viscosity of liquid mixtures. In this article, we use the equations of Grunberg–Nissan, Katti–Chaudhri, and Heric-Brewer and Hind et al. to correlate the viscosities of binary mixtures of DMC+alkoxyethanols (MOE, EOE, BOE).

Experimental and calculated values of viscosity ( $\eta$ ) for the binary mixtures of dimethyl carbonate and alkoxyethanols (MOE, EOE, BOE) at the temperatures (303.15, 308.15, 313.15 and 318.15) K are presented in Tables 4a-4c. Interaction (adjustable) Parameters calculated from Eqs. (6-9) and the corresponding standard deviations ( $\sigma$ ) for the binary mixtures of dimethyl carbonate and alkoxyethanols (MOE, EOE, BOE) at the temperatures (303.15, 308.15, 313.15 and 318.15) K are shown in Table 5.

An examination of data in Table 4 shows that all the empirical relations gave a reasonable fit, but the viscosity values calculated using Hind et al. are in good agreement with the experimental values. Perusal of data in Table 5 shows that the values of interaction parameters (d) calculated from different viscosity theories are positive for the systems: DMC+alkoxyethanols (MOE, EOE, BOE) at the four different temperatures.

According to Fort and Moore [40] if the  $G_{12}$  is positive, then the system exhibits strong interaction; if it is negative they show weak interaction.  $G_{12}$  may be regarded as an approximate measure of the strength of the interaction between the components Nigam and Mahl [41] concluded from the study of binary mixtures dimethylsulphoxide with chloroethanes and chloroethenes, that

X1	DMC+MOE					ηExpt	η GN	η KC	η HB	η H
	ηExpt	η GN	η KC	η HB	η H					
	303.15K					308.15K				
0.0000	1.422	1.422	1.422	1.422	1.422	1.248	1.248	1.248	1.248	1.248
0.0940	1.326	1.312	1.312	1.312	1.312	1.147	1.171	1.170	1.168	1.141
0.1893	1.219	1.208	1.207	1.207	1.206	1.052	1.093	1.091	1.089	1.041
0.2859	1.109	1.108	1.107	1.107	1.105	0.955	1.016	1.013	1.010	0.948
0.3837	1.002	1.013	1.012	1.012	1.009	0.862	0.939	0.935	0.933	0.862
0.4830	0.901	0.923	0.922	0.922	0.918	0.779	0.863	0.860	0.857	0.783
0.5835	0.811	0.838	0.837	0.837	0.833	0.702	0.789	0.786	0.784	0.713
0.6855	0.736	0.758	0.758	0.758	0.752	0.640	0.717	0.714	0.713	0.651
0.7889	0.672	0.683	0.683	0.683	0.678	0.593	0.647	0.646	0.645	0.597
0.8937	0.612	0.614	0.614	0.614	0.610	0.549	0.581	0.580	0.580	0.553
1.0000	0.549	0.549	0.549	0.549	0.549	0.518	0.518	0.518	0.518	0.518

313.15K						318.15K				
0.0000	1.174	1.174	1.174	1.174	1.174	1.079	1.079	1.079	1.079	1.079
0.0940	1.063	1.114	1.113	1.111	1.064	0.971	1.043	1.043	1.041	0.973
0.1893	0.968	1.049	1.047	1.044	0.963	0.879	0.999	0.997	0.995	0.876
0.2859	0.876	0.981	0.978	0.975	0.869	0.793	0.947	0.945	0.941	0.788
0.3837	0.789	0.910	0.907	0.904	0.785	0.715	0.888	0.886	0.882	0.711
0.4830	0.711	0.838	0.835	0.832	0.710	0.645	0.824	0.821	0.818	0.643
0.5835	0.642	0.765	0.762	0.760	0.644	0.585	0.756	0.754	0.751	0.586
0.6855	0.585	0.692	0.690	0.688	0.588	0.538	0.685	0.683	0.681	0.540
0.7889	0.540	0.621	0.620	0.618	0.543	0.501	0.613	0.612	0.611	0.505
0.8937	0.506	0.552	0.551	0.551	0.509	0.482	0.542	0.542	0.541	0.483
1.0000	0.486	0.486	0.486	0.486	0.486	0.473	0.473	0.473	0.473	0.473

**Table 4a:** Experimental and calculated values of viscosity,  $\eta$  (m Pa s), for the binary mixtures of dimethyl carbonate (DMC) and 2-methoxyethanol (MOE) at temperatures 303.15, 308.15, 313.15, 318.15K.

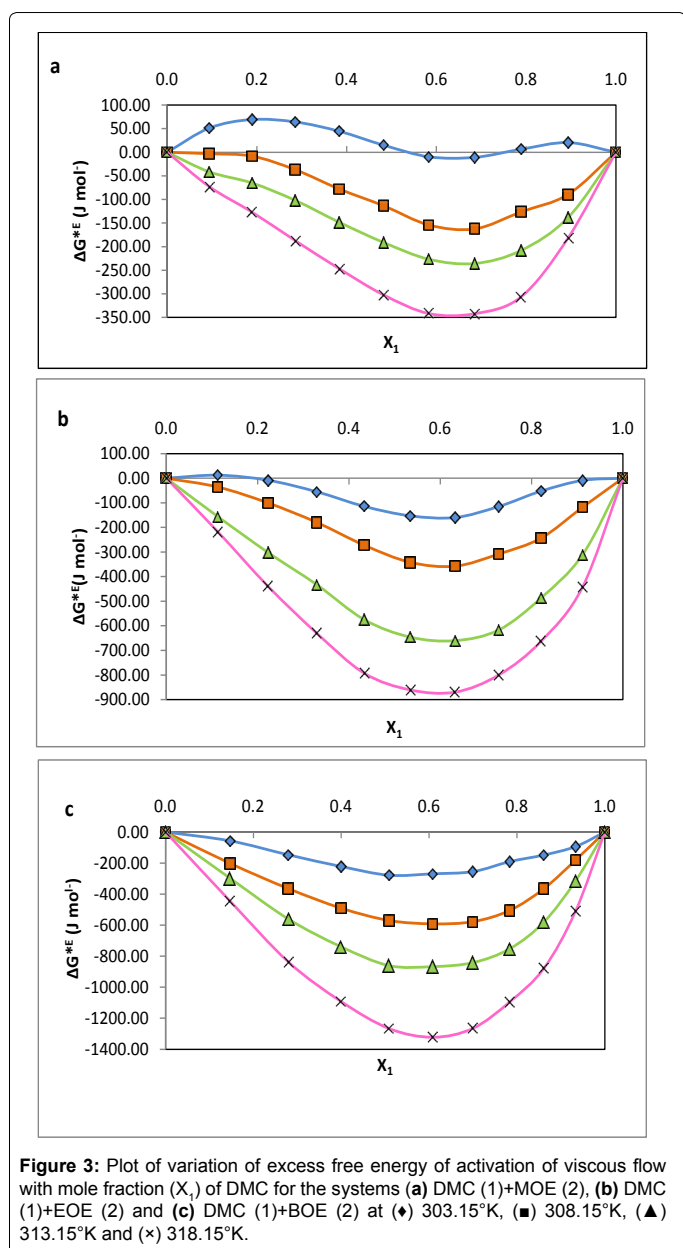
DMC+EOE										
X1	$\eta_{\text{Expt}}$	$\eta_{\text{GN}}$	$\eta_{\text{KC}}$	$\eta_{\text{HB}}$	$\eta_{\text{H}}$	$\eta_{\text{Expt}}$	$\eta_{\text{GN}}$	$\eta_{\text{KC}}$	$\eta_{\text{HB}}$	$\eta_{\text{H}}$
303.15K						308.15K				
0.0000	1.655	1.655	1.655	1.655	1.655	1.483	1.483	1.483	1.483	1.483
0.1131	1.465	1.488	1.483	1.488	1.458	1.296	1.385	1.380	1.385	1.288
0.2229	1.285	1.337	1.328	1.337	1.284	1.124	1.280	1.272	1.280	1.120
0.3297	1.120	1.199	1.188	1.199	1.131	0.973	1.172	1.162	1.172	0.976
0.4335	0.975	1.074	1.063	1.074	0.999	0.841	1.064	1.054	1.064	0.855
0.5344	0.859	0.961	0.952	0.961	0.885	0.736	0.958	0.949	0.958	0.755
0.6325	0.769	0.860	0.852	0.860	0.788	0.660	0.857	0.850	0.857	0.674
0.7281	0.705	0.769	0.763	0.769	0.707	0.609	0.762	0.756	0.762	0.611
0.8211	0.653	0.687	0.683	0.687	0.641	0.567	0.673	0.670	0.673	0.565
0.9117	0.602	0.614	0.612	0.614	0.589	0.542	0.592	0.590	0.592	0.534
1.0000	0.549	0.549	0.549	0.549	0.549	0.518	0.518	0.518	0.518	0.518
313.15K						318.15K				
0.0000	1.306	1.306	1.306	1.306	1.306	1.231	1.231	1.231	1.231	1.231
0.1131	1.098	1.298	1.293	1.298	1.104	1.016	1.273	1.269	1.273	1.023
0.2229	0.930	1.257	1.249	1.257	0.935	0.840	1.270	1.263	1.270	0.850
0.3297	0.795	1.189	1.180	1.189	0.795	0.705	1.226	1.218	1.226	0.711
0.4335	0.679	1.101	1.092	1.101	0.683	0.600	1.150	1.140	1.150	0.602
0.5344	0.598	1.000	0.991	1.000	0.597	0.531	1.049	1.040	1.049	0.522
0.6325	0.540	0.892	0.885	0.892	0.534	0.482	0.933	0.926	0.933	0.468
0.7281	0.500	0.783	0.778	0.783	0.494	0.452	0.811	0.806	0.811	0.437
0.8211	0.480	0.677	0.674	0.677	0.473	0.436	0.690	0.688	0.690	0.429
0.9117	0.470	0.577	0.576	0.577	0.471	0.435	0.577	0.575	0.577	0.442
1.0000	0.486	0.486	0.486	0.486	0.486	0.473	0.473	0.473	0.473	0.473

**Table 4b:** Experimental and calculated values of viscosity,  $\eta$  (m Pa s), for the binary mixtures of dimethyl carbonate (DMC) and 2-ethoxyethanol (MOE) at temperatures (303.15, 308.15, 313.15, 318.15) K.

DMC+BOE										
X1	$\eta_{\text{Expt}}$	$\eta_{\text{GN}}$	$\eta_{\text{KC}}$	$\eta_{\text{HB}}$	$\eta_{\text{H}}$	$\eta_{\text{Expt}}$	$\eta_{\text{GN}}$	$\eta_{\text{KC}}$	$\eta_{\text{HB}}$	$\eta_{\text{H}}$
303.15K						308.15K				
0.0000	2.477	2.477	2.477	2.477	2.477	2.172	2.172	2.172	2.172	2.172
0.1472	1.915	2.126	2.068	2.107	1.962	1.605	2.015	1.962	1.997	1.682
0.2798	1.500	1.815	1.735	1.789	1.566	1.235	1.810	1.732	1.784	1.314
0.3997	1.209	1.548	1.465	1.521	1.264	0.985	1.589	1.506	1.561	1.040
0.5088	1.001	1.320	1.245	1.296	1.035	0.815	1.374	1.298	1.349	0.840
0.6084	0.865	1.129	1.067	1.109	0.865	0.701	1.176	1.113	1.155	0.698
0.6998	0.760	0.969	0.921	0.954	0.741	0.620	1.000	0.952	0.985	0.602
0.7838	0.690	0.835	0.801	0.824	0.654	0.568	0.849	0.815	0.838	0.543
0.8614	0.628	0.722	0.701	0.716	0.596	0.540	0.719	0.699	0.713	0.513
0.9333	0.580	0.628	0.618	0.625	0.563	0.527	0.610	0.601	0.607	0.506

1.0000	0.549	0.549	0.549	0.549	0.549	0.518	0.518	0.518	0.518	0.518
313.15K						318.15K				
0.0000	1.950	1.950	1.950	1.950	1.950	1.709	1.709	1.709	1.709	1.709
0.1472	1.400	1.939	1.890	1.922	1.482	1.181	1.891	1.844	1.874	1.285
0.2798	1.044	1.820	1.744	1.793	1.134	0.852	1.901	1.824	1.873	0.974
0.3997	0.821	1.637	1.554	1.609	0.881	0.660	1.781	1.693	1.750	0.752
0.5088	0.672	1.429	1.353	1.403	0.701	0.536	1.584	1.501	1.555	0.598
0.6084	0.584	1.222	1.158	1.200	0.579	0.462	1.357	1.288	1.333	0.497
0.6998	0.521	1.029	0.981	1.013	0.502	0.421	1.130	1.079	1.113	0.439
0.7838	0.482	0.859	0.826	0.848	0.461	0.405	0.924	0.890	0.912	0.413
0.8614	0.465	0.712	0.693	0.706	0.448	0.400	0.745	0.725	0.738	0.414
0.9333	0.469	0.589	0.580	0.586	0.458	0.422	0.595	0.587	0.592	0.435
1.0000	0.486	0.486	0.486	0.486	0.486	0.473	0.473	0.473	0.473	0.473

**Table 4c:** Experimental and calculated values of viscosity,  $\eta$  (m Pa s), for the binary mixtures of dimethyl carbonate (DMC) and 2-butoxyethanol (EOE) at temperatures (303.15, 308.15, 313.15, 318.15) K.



**Figure 3:** Plot of variation of excess free energy of activation of viscous flow with mole fraction ( $X_1$ ) of DMC for the systems (a) DMC (1)+MOE (2), (b) DMC (1)+EOE (2) and (c) DMC (1)+BOE (2) at (●) 303.15°K, (■) 308.15°K, (▲) 313.15°K and (×) 318.15°K.

T/K	G12	$\sigma$	$W_{vis}/RT$	$\sigma$	$\Delta 12$	$\sigma$	H12	$\sigma$
<b>DMC+MOE</b>								
303.15K	0.1090	0.0150	0.1150	0.0147	0.1188	0.0147	0.8207	0.0122
308.15K	0.2231	0.0603	0.2167	0.0580	0.2116	0.0563	0.6588	0.0071
313.15K	0.3539	0.0927	0.3479	0.0907	0.3408	0.0886	0.5658	0.0036
318.15K	0.5147	0.1312	0.5098	0.1296	0.5012	0.1271	0.4887	0.0028
<b>DMC+EOE</b>								
303.15K	0.1861	0.0658	0.1686	0.0587	0.1861	0.0658	0.7423	0.0145
308.15K	0.5040	0.1571	0.4857	0.1502	0.5040	0.1571	0.5735	0.0095
313.15K	1.0509	0.2994	1.0341	0.2929	1.0509	0.2994	0.3519	0.0045
318.15K	1.4098	0.3885	1.3953	0.3825	1.4098	0.3885	0.2413	0.0089
<b>DMC+BOE</b>								
303.15K	0.5498	0.2249	0.4318	0.1701	0.5131	0.2073	0.5915	0.0372
308.15K	1.0849	0.4079	0.9703	0.3536	1.0479	0.3899	0.3643	0.0424
313.15K	1.5859	0.5491	1.4758	0.4954	1.5491	0.5308	0.2103	0.0453
318.15K	2.3116	0.7537	2.2049	0.6975	2.2749	0.7341	0.1263	0.0633

**Table 5:** Interaction Parameters and the corresponding standard deviations ( $\sigma$ ) for the binary mixtures dimethyl carbonate and studied 2-alkoxyethanols (MOE, EOE, BOE) at the temperatures (303.15, 308.15, 313.15 and 318.15) K.

- i. if  $\Delta\eta > 0$ ,  $G_{12} > 0$  and magnitude of both are large then strong specific interaction would be present;
- ii. if  $\Delta\eta < 0$ ,  $G_{12} > 0$  then weak specific interaction would be present;
- iii. if  $\Delta\eta < 0$ ,  $G_{12} < 0$  magnitude of both are large then the dispersion force would be dominant.

Interaction parameter  $W_{vis}/RT$  shows almost the same trend as that of  $G_{12}$ . Infact, one could say that the parameters  $G_{12}$  and  $W_{vis}/RT$  exhibit almost similar behaviour, which is not unlikely in view of logarithmic nature of both equations. In the present binary systems DMC + alkoxyethanols (MOE, EOE, BOE)  $G_{12}$  values in the Table 5, are less positive and viscosity deviation is negative ( $\Delta\eta < 0$ ) hence one could say that weak specific interactions would present binary mixture.

## Conclusions

In the present investigation, the density and viscosity of the binary mixtures of dimethyl carbonate with 2-alkoxyethanols (MOE, EOE, BOE) have been experimentally measured at T=(303.15, 308.15, 313.15, 318.15) K. From the values of viscosity and density, deviation in viscosity and excess Gibbs free energy of activation of viscous flow are determined. The experimental values of viscosity were correlated with the semi empirical relations of viscosity like Grunberg-Nissan, Katti-Chaudhri, Heric-Brewer, and Hind et al. Among all the relations Hind et al. relation gave good agreement with the experimental values. From the observed negative values of  $\Delta\eta$ , negative values of  $\Delta G^{\ddagger}$  and low positive values of  $G_{12}$  interaction parameter, it is concluded that weak specific interactions are present among the studied binary liquids.

## Acknowledgements

One of the authors, Sk. Beebi wishes to thank Department of Chemistry, Acharya Nagarjuna University for providing laboratory facilities.

## References

- Lal K, Tripathi N, Dubey GP (2000) Densities, viscosities, and refractive indices of binary liquid mixtures of hexane, decane, hexadecane, and squalane with benzene at 298.15 K. *J Chem Eng Data* 45: 961-964.
- Matsuda H, Yoshii S, Nagashima A, Kurihara K, Ochi K (2005) Excess Molar Enthalpies of the Binary Carbon Dioxide+ Dimethyl Carbonate System at Temperatures of (298.15 to 308.15) K and Pressures of (5.0 to 7.5) MPa. *J Chem Eng Data* 50: 1419-1424.
- Pistoia G (1994) Lithium batteries: new materials, developments, and perspectives (Volume 5). Elsevier Science Ltd.
- Tobishima SI, Arakawa M, Yamaki JI (1988) Electrolytic properties of LiClO<sub>4</sub>-propylene carbonate mixed with amide-solvents for lithium batteries. *Electrochim Acta* 33: 239-244.
- Pacheco MA, Marshall CL (1997) Review of dimethyl carbonate (DMC) manufacture and its characteristics as a fuel additive. *Energy Fuels* 11: 2-29.
- Fang YJ, Qian JM (2005) Isobaric vapor-liquid equilibria of binary mixtures containing the carbonate group-OCOO. *J Chem Eng Data* 50: 340-343.
- Csikos R, Pallay I, Laky J, Radcsenko ED, Englin BA, et al. (1976) Low-lead fuel with MTBE and C4 alcohols. *Hydrocarbon Process* 55: 121-125.
- Zéberg-Mikkelsen CK, Lugo L, García J, Fernández J (2005) Volumetric properties under pressure for the binary system ethanol+ toluene. *Fluid Phase Equilib* 235: 139-151.
- Lugo L, Comuñas MJP, López ER, Fernández J (2001) (p, V m, T, x) measurements of dimethyl carbonate+ octane binary mixtures: I. Experimental results, isothermal compressibilities, isobaric expansivities and internal pressures. *Fluid Phase Equilib* 186: 235-255.
- Shin SH, Jeong IY, Jeong YS, Park SJ (2014) Solid-liquid equilibria and the physical properties of binary systems of diphenyl carbonate, dimethyl carbonate, methyl phenyl carbonate, anisole, methanol and phenol. *Fluid Phase Equilib* 376: 105-110.
- Iglesias-Otero MA, Troncoso J, Carballo E, Romani L (2007) Density and refractive index for binary systems of the ionic liquid [Bmim][BF<sub>4</sub>] with methanol, 1, 3-dichloropropane, and dimethyl carbonate. *J Solution Chem* 36: 1219-1230.
- Chen F, Yang Z, Chen Z, Hu J, Chen C, et al. (2015) Density, viscosity, speed of sound, excess property and bulk modulus of binary mixtures of  $\gamma$ -butyrolactone with acetonitrile, dimethyl carbonate, and tetrahydrofuran at temperatures (293.15 to 333.15) K. *J Mol Liq* 209: 683-692.
- Changshi L (2013) Determination of density and conductivity of the binary mixtures of the ionic liquid 1, 2-dimethyl-3-hexylimidazolium bis (trifluoromethylsulfonyl) imide and dimethyl carbonate via mole fraction and temperature. *Ionics* 19: 321-328.
- Arbad BR, Lande MK, Wankhede NN, Wankhede DS (2006) Viscosities, ultrasonic velocities at (288.15 and 298.15) K, and refractive indices at (298.15) K of binary mixtures of 2, 4, 6-trimethyl-1, 3, 5-trioxane with dimethyl carbonate, diethyl carbonate, and propylene carbonate. *J Chem Eng Data* 51: 68-72.
- Furniss BS, Hannaford AJ, Smith PWG, Tatchell AR (1989) Vogel's textbook of practical organic chemistry. 5th edn. Wiley, New York, USA.
- Riddick JA, Bunger WB, Sakano TK (1986) Techniques of Chemistry, Organic Solvents, Physical Properties and Methods of Purification. Techniques of Chemistry. Volume II, 4th edn. Wiley Interscience, New York, USA.
- Ren R, Zuo Y, Zhou Q, Zhang H, Zhang S (2010) Density, excess molar volume and conductivity of binary mixtures of the ionic liquid 1, 2-dimethyl-3-hexylimidazolium bis (trifluoromethylsulfonyl) imide and dimethyl carbonate. *J Chem Eng Data* 56: 27-30.
- Pereiro AB, Rodríguez A, Canosa J, Tojo J (2004) Density, viscosity, and speed of sound of dialkyl carbonates with cyclopentane and methyl cyclohexane at several temperatures. *J Chem Eng Data* 49: 1392-1399.
- Awasthi A, Awasthi A (2012) Intermolecular interactions in formamide+ 2-alkoxyethanols: viscometric study. *Thermochim Acta* 537: 57-64.
- Reddy KR, Kumar DBK, Rao GS, Sri PS, Rambabu C (2012) Vapor-liquid equilibria and excess molar volumes of N-methyl-2-pyrrolidone with 2-alkoxyethanols. *Fluid Phase Equilib* 336: 52-58.
- Satyanarayana GR, Kumar DBK, Sujatha K, Lakshmanarao G, Rambabu C (2016) Probing the intermolecular interactions in the binary liquid mixtures of o-chlorophenol with alkoxyethanols through ultrasonic, transport and FT-IR spectroscopic studies at different temperatures. *J Mol Liq* 216: 526-537.
- Weissberger A (1961) Techniques of Organic Chemistry. 3rd edn. Wiley, New York.
- Glasstone G, Laidler KJ, Eyring H (1941) The Theory of Rate Processes. McGraw Hill, New York, USA.
- Redlich O, Kister AT (1948) Thermodynamics of nonelectrolyte solutions, algebraic representation of thermodynamic properties and the classification of solutions. *Ing Eng Chem* 40: 345-348.
- Kinart CM, Klimczak M, Ćwiklińska A, Kinart WJ (2007) Densities and excess molar volumes for binary mixtures of some glycols in 2-methoxyethanol at T=(293.15, 298.15 and 303.15) K. *J Mol Liq* 135: 192-195.
- Anila P, Reddy KR, Rao GS, Sairam PVS, Ramachandran D, et al. (2015) Densities, speed of sound, and IR studies of Ethyl lactate with 2-alkoxyethanols at different temperatures. *Thermochim Acta* 620: 1-9.
- Kaur P, Dubey GP (2016) Molecular interactions in 2-isopropoxy ethanol+ alcohols: A thermo-physical and spectroscopic approach. *J Mol Liq* 218: 246-254.
- Begum Z, Sri PS, Kumar DK, Rambabu C (2013) Thermodynamic, ultrasonic and FT-IR studies on binary liquid mixtures of anisaldehyde and alkoxyethanols at different temperatures. *J Mol Liq* 178: 99-112.
- Islam MR, Quadri SK (1987) Ultrasonic velocity and viscosity of binary liquid mixtures. *Thermochim Acta* 115: 335-344.
- Tiwari K, Patra C, Chakravorty V (1995) Molecular interaction study on binary mixtures of dimethyl sulphoxide with benzene, carbon tetrachloride and toluene from the excess properties of ultrasonic velocity, viscosity and density. *Acoustics letters* 19: 53-59.
- Kondaiah M, Sreekanth K, Kumar DS, Nayeem SM, Rao DK (2014) Densities, viscosities, and excess properties for binary mixtures of ethylene glycol with amides at 308.15 K. *J Therm Anal Calorim* 118: 475-483.
- Bhatia SC, Bhatia R, Dubey GP (2009) Studies on transport and thermodynamic properties of binary mixtures of octan-1-ol with chloroform, 1, 2-dichloroethane and 1, 1, 2, 2-tetrachloroethane at 298.15 and 308.15 K. *J Mol Liq* 144: 163-171.
- Ćwiklińska A, Kinart CM (2011) Thermodynamic and physicochemical properties of binary mixtures of nitromethane with {2-methoxyethanol+ 2-butoxyethanol} systems at T=(293.15, 298.15, 303.15, 308.15, and 313.15) K. *J Chem Thermodyn* 43: 420-429.
- Kauzmann W, Eyring H (1940) The viscous flow of large molecules. *J Am Chem Soc* 62: 3113-3125.
- Vogel H, Weiss A (1982) Transport properties of liquids. III. Viscosity of athermal liquid mixtures. *Ber Bunsenges Phys Chem* 86: 193-198.
- Romano E, Trenzado JL, González E, Matos JS, Segade L, et al. (2003) Thermophysical properties of four binary dimethyl carbonate+ 1-alcohol systems at 288.15-313.15 K. *Fluid Phase Equilib* 211: 219-240.



- 
37. Mialkowski C, Chagnes A, Carré B, Lemordant D, Willmann P (2002) Excess thermodynamic properties of binary liquid mixtures containing dimethylcarbonate and  $\gamma$ -butyrolactone. *J Chem Thermodyn* 34: 1847-1856.
38. Mariano A, Postigo M (2006) Excess molar volume and viscosity study for the ternary system tetrahydrofuran (1)+ 1-chlorobutane (2)+ 2-butanol (3) at 283.15, 298.15 and 313.15 K. *Fluid Phase Equilib* 239: 146-155.
39. Nayeem M, Kondaiah M, Sreekanth K, Krishna Rao D (2014) Thermoacoustic, volumetric, and viscometric investigations in binary liquid system of cyclohexanone with benzyl benzoate at T= 308.15, 313.15, and 318.15 K. *J Thermodyn* 2014: 487403.
40. Fort RJ, Moore WR (1966) Viscosities of binary liquid mixtures. *Transactions of the Faraday Society* 62: 1112-1119.
41. Nigam RK, Mahl BS (1971) Molecular interaction in binary liquid mixtures of Dimethyl sulphoxide with chloroethanes & chloroethenes. *Ind J Chem* 9: 1255.