

Growth Performance of Domesticated *Prunus africana* Population in Muguga, Kiambu County, Kenya

Nyamai DW¹, Mawia AM¹, Wambua FK¹, Abdirahman YA¹, Osano K¹, Lagat R¹, Mumbi B¹, Arika W¹, Juma KK¹, Anyango E², Mulugeta M², Ngugi MP¹, Muchugi A², Ng'ang'a M¹, Burugu MW¹ and Ramni Jamnadass²

¹Department of Biochemistry and Biotechnology, School of Pure and Applied Sciences, Kenyatta University, P.O. Box 43844-00100, Nairobi, Kenya

²Genetics Resource Unit, World Agroforestry Centre, P.O. Box 30677-00100, Nairobi, Kenya

Abstract

Prunus africana (Hook. f.) is an evergreen tree that grows in African mountains. The species' bark and bark extracts are used for the treatment of benign prostate hyperplasia. High demand for the bark and bark extracts has led to over-exploitation of natural population of the species. *P. africana* is listed as an endangered species. Conservation of the species can be done through domestication. However, management and growth factors need to be established first to ensure success of on-farm production. The main objective of this study was to evaluate growth characteristics of trees in the domesticated stand at Muguga. Diameter at breast height was measured using a DBH meter, and tree heights were determined using a Suunto meter. The age and ring width of randomly selected trees was measured using TSAP-Win™ which was linked to a computer. Height of trees in the domesticated stand at Muguga ranged from 3 meters to 14 meters and diameter at breast height from 0.9 cm to 104.5 cm. Out of the 273 trees in the plantation, 92 (33%) were fruiting at the time of data collection. The age of trees randomly selected from Muguga population was negatively correlated to growth rate ($r=-0.0223$, $p<0.05$). There was a non-significant positive correlation between number of cross section growth rings of the selected trees and the diameter at breast height of the trunk ($r^2=0.0858$, $r=0.293$, $p>0.05$). The wood density samples from Muguga population was positively correlated to the tree growth rate ($r=0.167$). Wood density of cross-section samples from Muguga population showed a non-significant negative correlation to the tree diameter at breast height ($r=-0.140$, $p>0.05$). The morphological data has important implications in drawing strategies for sustainable harvesting, management and conservation of this species.

Keywords: Diameter at breast height; Afromontane; *Prunus africana*; Cross dating

Introduction

Prunus africana is an evergreen tree with a height of more than 40 meters and a stem diameter of up to 1 meter [1]. It has shining foliage, blackish-brown bark and greenish or white flowers. *P. africana* is a geographically widespread species restricted to underlying islands like Sao Tome' and Madagascar and Afromontane forest islands in Africa (Somalia, South Africa, Kenya, Tanzania, Sudan, Uganda, Malawi, Ethiopia, Zaire, Cameroon, Zimbabwe, Angola and Malawi) which are above 1500 meters altitude [2]. The species grows in the humid midlands and in humid and semi-humid highlands. In Kenya it grows in the slopes of Mt. Elgon, Mt. Kenya, Cherangani Hills, Tugen Hills, Aberdares Range, Mau range and Kakamega, Nandi and Timboroa forests [1]. It is fairly fast growing with a mean annual height increment of 0.6 to 0.8 meters [3]. Populations in the equatorial regions have been reported to have a mean height growth of 1 to 1.9 meters for planted seedlings [4].

In the Equatorial zone, there is no specific flowering season and some individuals of the species flower almost every month of the year [5]. In regions north of 5°N, flowering takes place as from November to January when the temperatures are low and there is no much rainfall [5]. In regions South of 5°N, flowering takes place from April to October when the conditions are cool and dry. Fruiting of the species occurs 2-3 months after flowering and is associated with rainfall. In the Northern zones, fruiting takes place in the relatively wet months. In the southern regions, fruiting occurs when the rains are starting or in the second half of the dry season [6].

P. africana tree is used for timber and also in traditional and modern medicine in Africa. In traditional medicine, the bark and leaves are used for treatment of stomachache, fever, chest pains and dressing of wounds [7]. In modern medicine, *P. africana* bark is used for the production of

herbal preparations for treatment of benign prostate hyperplasia [8]. The high demand of the bark extracts of *P. africana* has caused serious damage to the wild population [8]. More than 3000 tons of bark or bark extracts are exported to Europe per year for the production of herbal preparations for BPH treatment [8]. This high demand causes devastating effect to the wild population of *P. africana* which is the main source of the bark. Attempts at cultivation of *P. africana* are underway in Kenya and other countries. The bark of *P. africana* can regenerate if bark removal does not interfere with the vascular cambium and thus harvesting is sustainable [9].

Despite the resilience of *P. africana* to debarking, in dry areas, bark re-growth is limited and large scale debarking stresses the tree even when complete re-growth occurs. Limited distribution of the species only in the afromontane islands and increased clearing for agriculture increases the threat for *P. africana*. The species was included as endangered species in Appendix II of the Convention of International Trade in Endangered Species (CITES) at the ninth conference due to the increasing international demand [10]. The species has also been assigned a vulnerable conservation status on the IUCN Red List. Import of the bark from Cameroon into the European Union was banned from

***Corresponding author:** Nyamai D Wavinya, Department of Biochemistry and Biotechnology, School of Pure and Applied Sciences, Kenyatta University, P.O. Box 43844-00100, Nairobi, Kenya, Tel: +254713375320; E-mail: dornyam@gmail.com

Received September 21, 2015; **Accepted** October 16, 2015; **Published** October 23, 2015

Citation: Nyamai DW, Mawia AM, Wambua FK, Abdirahman YA, Osano K, et al. (2015) Growth Performance of Domesticated *Prunus africana* Population in Muguga, Kiambu County, Kenya. Biochem Physiol 4: 185. doi: [10.4172/2168-9652.1000185](https://doi.org/10.4172/2168-9652.1000185)

Copyright: © 2015 Nyamai DW, et al. This is an open-access article distributed under the terms of the Creative Commons Attribution License, which permits unrestricted use, distribution, and reproduction in any medium, provided the original author and source are credited.

November 2007 to December 2010 when CITES declared the ban lifted but with reduced quota of 150,000 kg for 2010 and 2011. In some African countries, policies have been established aiming at ensuring sustainable management of forests that contain *P. africana* species.

However, control problems and enforcement issues persist and there is need to identify and implement sustainable management options including conservation and domestication measures. In order to optimize sustainable conservation of the vulnerable African cherry, knowledge of the regional variation is essential. World Agroforestry Centre established a *P. africana* stand at Muguga for determination of the growth performance. The seeds for this stand were obtained from a wild stand at Kobujoi, Nandi. The aim of this study was to evaluate the growth performance of randomly selected trees of *P. africana* from Muguga. The information from this study showed no significance difference in these characteristics and thus will help in sustainable management of the domesticated species. The data will also act as a guide on the right time of bark harvesting and the conservation strategies of on-farm *P. africana*.

Materials and Methods

Study site

The *Prunus africana* stand was established by the World Agroforestry Centre at Muguga, Kenya. Muguga Regional Research Centre is situated at Kiambu County, 1°14' S, 36°38' E. Muguga is located approximately 2150 meters above sea level and has an average annual rainfall of 1200 mm.

Sample collection

Morphological characteristics evaluated included stem shape, diameter at breast height (DBH), tree heights and fruiting condition. Stem shape was given as a score of one to five while tree heights were determined and recorded in meters. DBH is the diameter of a tree at a height between 1.3 and 2 meters. The assessment of the domesticated *P. africana* growth rate involved the measurement of the diameter at breast height and tree height. Tree age was determined using the ring method where ring widths were measured using TSAP-Win[™]. The diameter at breast height (DBH) was determined using a DBH meter and recorded in centimeters. In this study the DBH was taken at a height of 1.3 meters above the ground. The height of individual trees was determined using a Suunto optical height meter. Morphological data was grouped based on tree heights. The assumption was that the trees were planted at the same time and thus were of same age.

Preparation of tree rings for age determination

Tree ring samples were collected by cutting cross sections from trees that were fell during thinning of Muguga population. Cross sections were obtained at a height of 1.3 meters using a chain saw and all ring samples were labeled. A height of 1.3 meters was used to maximize the estimation of tree age as the number of rings decrease with increase in height. The samples were dried and an orbital power sander was used to prepare each sample surface and to buff out the scratches. Hand sanding of the surfaces was then done using progressively finer sand paper (80, 120, 180, 240 and 360 grit) to increase visibility of the growth rings. The rings were counted from the outermost to the innermost and each ring boundary was marked. Ring width was visualized using a binocular microscope and measured using TSAP-Win[™] which was linked to a computer. Samples were continuously adjusted to ensure ring width was measured perpendicularly to avoid under or over estimation of ring width. The ring width measurements were taken along two randomly selected radii.

Visual cross dating

Cross dating is the process or activity of establishing the exact year in which a ring was formed [11,12]. Correct cross dating indicates the effect of external factors like environmental factors on the growth pattern of trees [13]. Visual cross dating of samples was done by matching patterns of narrow and wide rings using the skeleton plot method [11]. One vertical line represents one ring on the skeleton plot and each ring was assigned a value on a scale of 1-10 based on the width previously marked. Each ring was compared to the neighboring ring and the narrowest rings which mainly indicate the dry season were assigned high values close to 10. The wider ring was marked with a B and rings with average width were not scored [11]. The patterns of the wide and narrow widths were aligned in order to get the composite skeleton plot that allowed dating the rings to the exact year they were formed [11]. After ring width measurement and visual cross dating, ring width data was then stored in the computer in a raw image format ready for analysis.

Determination of tree density

Samples for the density determination were obtained from cross sections cut at the DBH of randomly selected trees at Muguga. The fresh weight of each sample was measured using an electronic balance. The wet volume was determined by use of the displacement method with water as the liquid. The samples were then dried in an oven at 100°C for 24 hours and the dry weight and volume determined immediately. The density of the samples was then determined using the dry weight and dry volume using Archimedes principle.

Statistical analysis

The ring width data was analyzed using COFECHA software to help identify the problem segments and verify cross-dating before tree growth curves were combined into a chronology [14]. The data collected for Muguga domesticated population was analyzed using Minitab version 17.0 software. Means for the morphological parameters for Muguga population were calculated to establish an overview of relationships. The means were separated using Tukey's studentized honestly significant difference at 5% level of significance. Inter-correlations of different parameters and correlation with tree heights were also calculated. ANOVA was used to test for parameter differences between the groups in Muguga population. A Pearson's correlation analysis was carried out to determine the relationship between tree ages and their growth rates, wood density and DBH and ring number and DBH.

Results

Morphological characterization of *Prunus africana* stand trees at Muguga

For this stand, morphological data was grouped based on tree heights and analyzed as shown in Table 1. It was assumed that the trees were planted at the same time and thus were of the same age. Two trees in the population had heights below five and half meters tall. There were 146 trees with a height of between 5.6 to 10.5 meters. The third group had 124 trees which had a height range of 11.6 to 15 meters tall. The mean height of group one were significantly different from the other groups in Muguga stand ($p < 0.05$). There was no significant difference in the stem shapes among the three groups. The mean DBH of the three groups was positively correlated to the mean height of the groups. The tree diameter increased with increase in tree height. DBH can be used as a measure of growth rate and so is height.

Groups (Height)	No. of trees	Height (M)	Stem Shape Rating	DBH (cm)	Fruiting	
					Yes	No
Group 1 (0-5)	2	4.20 ± 1.70 ^a	1.50 ± 0.71 ^a	9.45 ± 12.09 ^b	0	2 (100)
Group 2 (6-10)	146	9.22 ± 1.16 ^b	1.53 ± 0.60 ^a	40.17 ± 12.19 ^a	40 (27.40)	106 (72.60)
Group3(11-15)	124	11.67 ± 0.80 ^b	1.63 ± 0.64 ^a	54.85 ± 16.26 ^a	52 (41.94)	72 (58.06)

Values are expressed as Mean ± SD (n=3). Values followed by the same super script in same columns are not significantly different ($p>0.05$). Values in parenthesis are expressed as percentages.

Table 1: Growth characteristics of trees at Muguga *Prunus africana* stand.

The mean DBH of the three groups ranged from 9.45 to 54.85 centimeters. Group one had significantly lower mean diameter at breast height compared to the other two groups which showed no significance difference in diameter size ($p<0.05$). Fruition condition was expressed as percentages of the total number of trees in a particular group. The two trees in group one was not in the fruition stage. Out of the 146 trees in group 2, 40 (27.4%) of them were in the fruition stage while 106 (72.6%) trees in this group had no fruits. In group 3 41.9% of the 124 trees in this group were in the fruition period.

Visual and statistical cross dating

In this study visual cross dating was first done using the skeleton plot method [11]. The cross dating process was important as it enables one detect presence of false or missing rings in each tree cross section. The process was carried out using two radii on the cross sections to enable detection of wedging rings. Fifteen out of twenty three trees were successfully cross-dated and their age ranged from seventeen to twenty six years.

Relationship between age and growth rate in Muguga population

The age and growth rate in millimeters of seven randomly selected trees from Muguga is tabulated in Table 2. A Pearson's correlation analysis for age and average growth rate of trees randomly selected from Muguga population showed a non-significant relationship ($t=-0.916$, $DF=16$, $r^2=0.0498$, $p>0.05$). In addition, age was negatively correlated to the growth rate ($r=-0.223$), thus as tree age increases the growth rate decreases (Figure 1).

Relationship between ring number and diameter at breast height of trees from Muguga population

A regression and Pearson's correlation analysis of trunk cross section ring number and DBH of randomly selected tress from Muguga population showed a non-significant relationship ($DF=14$, $r^2=0.0858$, $p>0.05$), (Figure 2). The number of growth rings in the trunk cross section of the selected trees were positively correlated to the DBH of the tree ($r=0.293$). The number of rings increased with increase in diameter size.

Age (yrs)	Growth rate (mm)	Age (yrs)	Growth rate (mm)
1	3.53 ± 1.69	10	4.78 ± 3.08
2	3.42 ± 1.96	11	2.26 ± 1.37
3	2.38 ± 1.98	12	2.36 ± 1.13
4	1.82 ± 1.14	13	3.18 ± 1.36
5	2.67 ± 2.05	14	1.80 ± 0.73
6	1.38 ± 0.71	15	3.38 ± 1.98
7	1.06 ± 0.27	16	2.00 ± 0.75
8	2.07 ± 1.84	17	1.22 ± 0.70
9	1.69 ± 0.99	18	1.56 ± 0.68

Values are expressed as Mean ± SD (n=7).

Table 2: Relationship between age (years) and growth rate (mm).

Relationship between wood density and DBH of trees from Muguga population

A Pearson correlation and regression analysis of the wood sample density and DBH of trees randomly selected from Muguga population showed a non-significant relationship ($DF=16$, $r^2=0.0196$, $p>0.05$), (Figure 3). The density of wood sections samples from Muguga population was negatively correlated to the tree DBH thus trees with larger diameter had lower densities ($r=-0.140$).

Relationship between wood density (g/cm³) and growth rate (mm)

A Pearson correlation and regression analysis of the wood sample density and growth rate of trees randomly selected from Muguga population showed a non-significant relationship ($DF=14$, $r^2=0.0279$, $p>0.05$), (Figure 4). The density of wood sections samples from Muguga

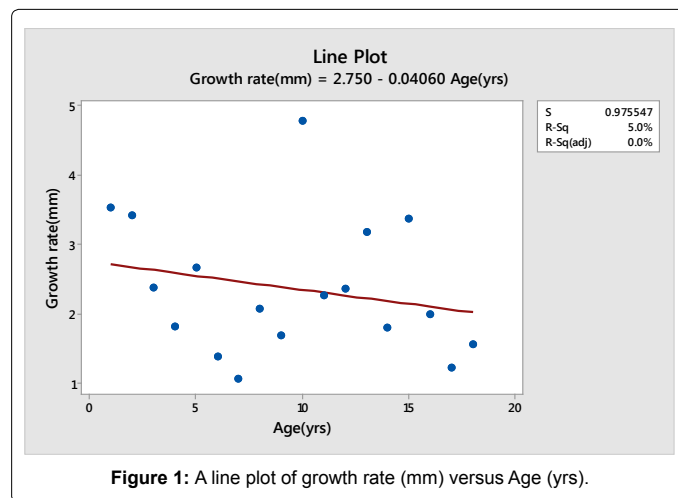


Figure 1: A line plot of growth rate (mm) versus Age (yrs).

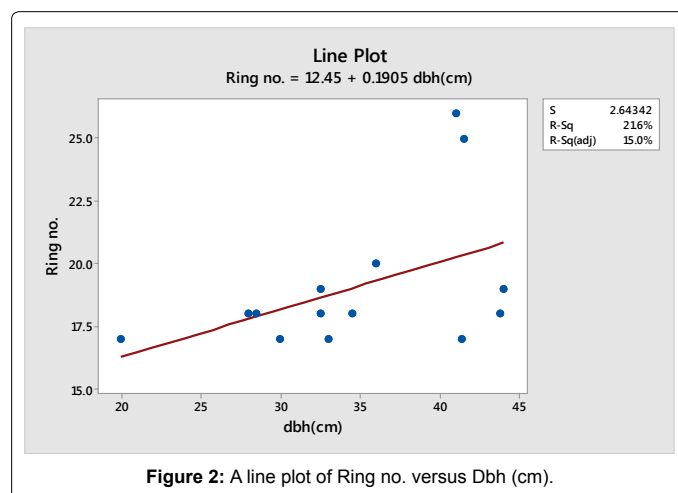


Figure 2: A line plot of Ring no. versus Dbh (cm).

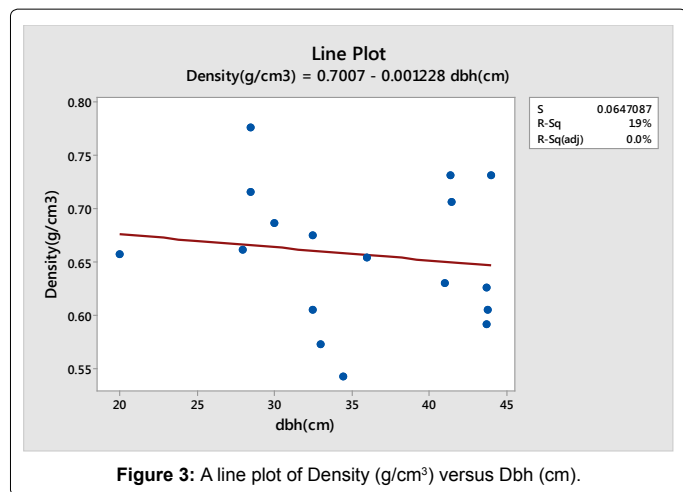


Figure 3: A line plot of Density (g/cm³) versus Dbh (cm).

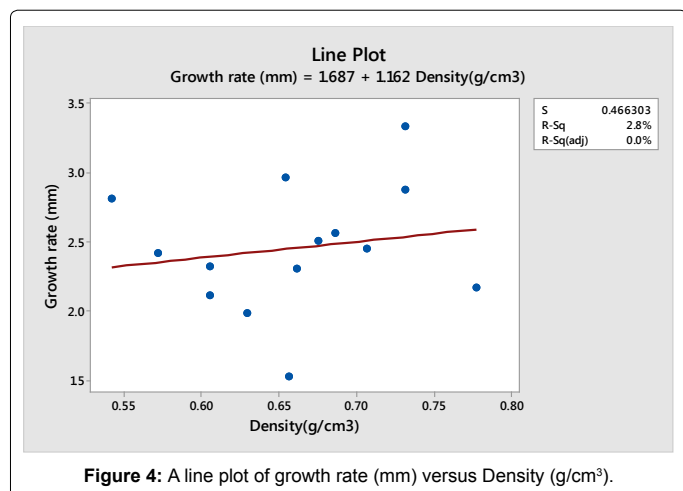


Figure 4: A line plot of growth rate (mm) versus Density (g/cm³).

population was positively correlated to the tree growth rate ($r=0.167$). Wood density of trees in this stand was shown to increase with increase in average tree growth rate.

Discussion

The differences in height and DBH among trees in Muguga *P. africana* stand was probably due to differences in shading periods within the population. It was also observed that trees that were in the eastern side of the plantation were shorter than trees on the opposite side. Competition for sunlight for the trees away from the sunlight may explain this difference in heights. Light is an environmental factor that influences plant growth as it is a crucial requirement for photosynthesis [15,16]. Light gradients can differ both within plant canopies and within the crowns of individual plants thus, all plants are exposed to some degree of shade in their lifetime. High or low sunlight can limit growth characteristics of a plant but sunlight must be present for photosynthesis to take place [17].

In the Equatorial region, *P. africana* species has no specific flowering and some individuals of the species flower almost every month of the year [5]. This wide range of flowering period leads to different fruiting conditions observed in the current study. Fruiting of the species occurs 2-3 months after flowering and is associated with rainfall. Growth rate of plant species over short time periods do not strongly correlate with single environmental factors indicating

that the growth rates are determined by complex environment-plant interactions [18]. Age was negatively correlated to the average growth rate of randomly selected *P. africana* individuals in Muguga stand. This observation was also recorded in *Pinus contorta* and *Pinus ponderosa* [19]. This negative relationship between age and growth rate can be attributed to reduced rate of photosynthesis as age of the species increases [19].

Change in seasons lead to variation of cambial activity and thus differences in growth ring widths and other phenological patterns of trees. There are no clear seasons in the tropics [20], and this may lead to indistinct ring boundaries, however dendrochronology techniques have been used to identify ring boundaries and to determine tree ages. Variation or ring width is due to changes in seasons. Narrow ring indicate the dry seasons while wide rings are an indication of rainy seasons [21,22]. *P. africana* does not interrupt the dormancy of cambium activity especially in the short rains but it reactivates cambium activity when the long rains begin [23]. Increase in ring width may occur even at periods with no precipitation as reported in *Podocarpus falcatus* mainly due to secondary cell enlargement and thickening even when no cambium activity takes place [24].

Wood density is used to describe wood quality especially dimensional stability, workability, and mechanical timber properties. Wood density was negatively correlated to the DBH of trees. This negative relationship was also reported in *Picea mariana* species [25]. There was a positive relationship between growth ring number and DBH of tree at Muguga population. This can be attributed to the increase in cambium activity with increase in age. In this study, wood density was positively correlated to growth rate. Previous studies show that there is no relationship between wood density and growth rate of diffuse-porous hardwoods [26,27]. The same observation was reported in *Betula pendula* and *Prunus serotina* [28,29]. Some work on *Populus* species reported a weak negative correlation between growth rate and wood density [30,31] while some studies showed absence of correlation of the two parameters [32,33].

Conclusion

Shading periods may have an effect on the growth rate of *P. africana* hence variation in tree height and DBH of trees growing in same habitat. *P. africana* species had varied flowering periods even for individuals growing in the same habitat leading to difference in fruiting seasons. The growth rate of *P. africana* is negatively correlated to age. From the study, I conclude that *P. africana* wood density is negatively correlated to the diameter at breast height but positively correlated to growth rate (mm).

Acknowledgements

My gratitude goes to my research supervisors Dr. Marion Burugu, Dr. Margaret Ng'ang'a and Dr. Alice Muchugi for their guidance, encouragement and scholarly suggestions throughout the research.

My heartfelt thanks goes to the World Agroforestry Centre- Genetics Resource Unit for funding the project and to International Centre for Insect Physiology and Ecology through Prof. Baldwin Torto for allowing me to use their facilities for this research. My gratitude goes to Kenya Forestry Research Institute more-so the Seed Center for providing me with facilities to carry out my field work.

Special thanks to all the staff of Biochemistry and Biotechnology Department, Kenyatta University for their support and cooperation during this research.

My special thanks goes to my friends especially Robert Kariba, Samuel Manthi, Xavier Cheseto and Agnes Were for their support towards the completion of this research.

References

- Gachie PK, Koech EK, Njunge JT, Simons AJ, Ndalut PK (2012) Variation in yield and composition of crude bark extracts of *P. africana* in different provenances of Kenya. *Forests, Trees and Livelihoods* 21: 56-62.
- Hall HB, O'Brien EM, Sinclair FL (2000) *Prunus africana*: A Monograph. School of Agricultural and Forest Sciences, University of Wales, Bangor.
- Cheboiwo JK, Ochieng MR, Mbinga J, Mutiso F (2015) Potential growth, yields and socioeconomic benefits of four indigenous species for restoration in moist forests, Mau Kenya. *Journal of Environment and Earth Science* 5: 72-84.
- Mbonyimana F (1988) Plantation d'essences autochtones à Rangiro. In: Pleines V (Eds), Comptendu du premier séminaire national sur la sylviculture des plantations forestières au Rwanda. Département de Foresterie de l'Institut des Sciences Agronomiques du Rwanda, Butare.
- Munjuga M, Were J, Dawson I, Ruigu S, Simons A (2000) Reproductive biology of the over-exploited, medicinal tree *Prunus africana*: Studies in Central Kenya. *East African Journal of Forestry and Agriculture* 28: 31.
- Sun C, Kaplin BA, Kristensen KA, Munyaligoga V, Mkuyiyumwani J, et al. (1996) Tree phenology in a tropical montane forest in Rwanda. *Biotropica* 28: 668-681.
- Kokwaro JO (1976) Medicinal plants of east Africa. East African Literature Bureau, Nairobi.
- Cunningham M, Cunningham AB, Schippmann U (1997) Trade in *Prunus africana* and the implementation of CITES. German Federal Agency for Nature Conservation Bonn.
- Cunningham AB, Mbenkum FT (1993) Sustainability of harvesting *Prunus africana* bark in Cameroon: A Medicinal Plant in International Trade. People and Plants Working Paper 2 UNESCO, Paris.
- Betti JL (2008) Non-Detriment findings report on *Prunus africana* (Rosaceae) in Cameroon. Case Study 9: 1.
- Stokes MA, Smiley TL (1968) An introduction to tree-ring dating. University of Chicago Press, Chicago.
- Schweingruber FH (2007) Wood structure and environment. Springer, Berlin.
- Worbes M (1995) How to Measure Growth Dynamics in tropical Trees: A Review. *IAWA Journal* 16: 337-351.
- Grissino-Mayer HD (2001) Evaluating cross-dating accuracy: A manual and tutorial for the computer program COFECHA. *Tree-Ring Research* 57: 205-221.
- Canham CD, Denslow JS, Platt WJ, Runlde JR, Spies TA (1990) Light regimes beneath closed canopies and tree fall gaps in temperate and tropical forests. *Canadian Journal of Forest Research* 20: 620-631.
- Valladares F, Beyschlag W, Esser U, Hellwig F (2003) Light heterogeneity and plants: From ecophysiology to species coexistence and biodiversity. Botany Heidelberg: Springer-Verlag.
- Grubb PJ (1998) A reassessment of the strategies of plants which cope with shortage of resources. *Perspectives Plant Ecol Evolut Syst* 1: 3-31.
- Berman ME, DeJong TM (1997) Diurnal patterns of stem extension growth in peach (*Prunus persica*): temperature and fluctuations in water status determine growth rate. *Physiologia Plantarum* 100: 361-370.
- Yoder BJ, Ryan MG, Waring RH, Schoettle AW, Kaufmann MR (1994) Evidence of reduced photosynthetic rates in old trees. *Forest Science* 40: 513-527.
- Hoadley RB (1990) Identifying wood: accurate results with simple tools. Taunton Press, Newtown, Connecticut, United States.
- Fichtler E, Clark DA, Worbes M (2003) Age and long-term growth of trees in an old growth tropical rain forest, based on analyses of tree rings and C-14. *Biotropica* 35: 306-317.
- Trouet V, Esper J, Beeckman H (2009) Climate/growth relationship of *Brachystegia spiciformis* from the miombo woodland in south central Africa. *Dendrochronologia* 28: 161-171.
- Krepkowski J, Bräuning A, Gebrekirstos A, Strobl S (2011) Cambial growth dynamics and climatic control of different tree life forms in tropical mountain forest in Ethiopia. *Trees* 25: 59-70.
- Deslauriers A, Giovannelli A, Rossi S, Castro G, Fragnelli G, et al. (2009) Intra-annual cambial activity and carbon availability in stem of poplar. *Tree Physiol* 29: 1223-1235.
- Zhang SY, Simpson D, Morgenstern EK (1996) Variation in the relationship of wood density with growth in 40 black spruce (*Picea mariana*) families grown in New Brunswick. *Wood and fiber science* 28: 91-99.
- Zobel BJ, Van Buijitenen JP (1989) Wood variation, its causes and control. Springer-Verlag, Berlin.
- Zhang SY (1995) Effect of growth rate and wood specific gravity and selected mechanical properties in individual and species from distinct wood categories. *Wood science Technology* 29: 451-465.
- Nepveu G, Velling P (1983) Individual genetic variability of wood quality in *Betula pendula*. Finnish Forest Research Institute.
- Koch CB (1967) Specific gravity as affected by rate of growth within sprout clumps of black cherry. *Journal of Forestry* 65: 200-202.
- Hernandez RE, Koubaa A, Beaudoin M, Fortin Y (1998) Selected mechanical properties of fast growing poplar hybrid clones. *Wood Fiber Science* 30: 138-147.
- Pliura A, Zhang SY, Mackay J, Bousquet J (2007) Genotypic variation in wood density and growth traits of poplar hybrids at four clonal trials. *Forest Ecology and Management* 238: 92-106.
- DeBell D, Singleton K, Harrington C, Gartner BL (2002) Wood density and fiber length in young Populus stems: Relation to clone, age, growth rate and pruning. *Wood Fiber Science* 34: 529-539.
- Zhang SY, Yu Q, Chauret G, Koubaa A (2003) Selection for both growth and wood properties in hybrid poplar clones. *Forest Science* 49: 901-908.