

Recommendations of Fertilizer Formulas for the Maize Production in Northern Benin

Igue AM^{1*}, Balogoun I², Oga AC¹, Saidou A², Ezui G³, Youl S⁴ and Mando A⁵

¹Laboratory for Soil Science, Water and Environment, Agricultural Research Centre of Agonkanmey, National Institute for Agronomic Research of Benin, 01 BP 988 RP, Cotonou 01, Benin

²Department of Crop Sciences, Faculty of Agronomic Sciences, Integrated Soil and Crop Management Research Unit, Laboratory of Soil Sciences, University of Abomey-Calavi, 01 BP 526 RP Cotonou, Benin

³International Plant Nutrition Institute (IPNI), c/o IITA-Ibadan, Nigeria

⁴IFDC Burkina Faso, 11 BP 82 CMS Ouagadougou, Burkina Faso

⁵GRAD Consulting Group, 01 BP 6799 Ouagadougou, Burkina Faso

*Corresponding author: Attanda Mouinou Igue, Laboratory for Soil Science, Water and Environment, Agricultural Research Centre of Agonkanmey, National Institute for Agronomic Research of Benin, 01 BP 988 RP, Cotonou 01, Benin, Tel: (+229) 97472153; E-mail: igue_attanda@yahoo.fr

Rec date: April 11, 2018; Acc date: May 01, 2018; Pub date: May 08, 2018

Copyright: © 2018 Igue AM, et al. This is an open-access article distributed under the terms of the Creative Commons Attribution License, which permits unrestricted use, distribution, and reproduction in any medium, provided the original author and source are credited.

Abstract

Maize cultivation under soil conditions in Benin requires high quantity of nutrients. There is therefore a need to develop adequate fertilizer recommendations in order to achieve the level of productivity that could meet the needs of the increasing population in the rural area. The present study aims to update the mineral fertilizer formulas recommended for maize production in northern Benin. An experimental program was carried out in the year 2012 on three main soil types: ferric Luvisols, gleyic Luvisols and eutric Gleysols in two agroecological zones of Northern Benin. The experimental design was a randomized completed bloc with four replicates, installed in farmers' fields with the specific objective to validate five N, P, K based fertilizer formulas. The maize variety EVDT-97 STRW was used. Biophysical and economic analyses completed using the seasonal stool of the DSSAT model allowed to identify a series of efficient options. The results of variance analyses relating to the effect of different fertilizer formulas on maize grain yields showed that the rate simulated by the DSSAT model (115-30-75) produced the highest grain yields regardless of the soil types and agro-ecological zones. The ratio of observed-to-simulated values are close to 1 and the mean standard prediction error (NRMSE) between the observed and the simulated yields was comprised between 11% and 20% for gleyic Luvisols but between 21% and 30% for the other soil types. The results of the biophysical and economic analysis showed that N₈₈P₃₀K₃₅ was the most efficient fertilizer formula for sustainable maize production in Northern Benin.

Keywords: Soil fertility; DSSAT; Fertilizer recommendation; Maize; Northern Benin

Introduction

Agriculture in Sub-Saharan Africa is characterized by low productivity due to a steady decline in soil fertility [1,2]. According to Douthwaite et al. one of the major constraints for agriculture in sub-Saharan Africa is the steady decline in soil fertility [3]. In developing countries, particularly in sub-Saharan Africa, the environment is not subject to excessive use of mineral fertilizers, but rather to very low or even non-use of fertilizers to compensate for crop exports. This has led to a decrease in soil fertility and therefore to a decrease in agricultural potential [4]. According to Kanté, the solution to the widespread depreciation of the "natural capital" and the decline in the production capacity of sub-Saharan Africa lands necessarily involves investments in soil fertility [5].

According to the author, to be sustainable, actions to improve soil fertility must be multifaceted, to take into account the existing diversity between agro-ecological and socio-economic situations. Serpentine and Ouattara, emphasize the notion of sustainability relating to soil fertility [6]. Thus, mineral fertilization is one of the soil improvement solutions proposed to compensate for nutrient losses and nutritional deficiencies

observed in the production systems. In Benin, low crop yields are often due to unfavorable rainfall conditions, inherent soil nutrient deficiency and low use of external inputs [7].

Climate variability and land degradation are the main constraints limiting maize production in Benin [2,8,9]. The main causes of this land degradation are low organic matter content, the low use of fertilizer, poor soil fertility management practices and monocropping [2,8,10]. This is reflected in the negative nutrient balances observed on soils [11]. In Benin, fertilizer use, as in many other countries of West Africa, has been promoted to intensify crop production [10].

Indeed, excessive and inappropriate use of tillage equipment at farm level, export of crop residues and the shortening of fallow periods have created the conditions leading to the decrease in soil organic matter content and the degradation of their structure [11] and as a result to the decline of their fertility [12]. The tropical ferruginous soils (Luvisol hahlique, Luvisol gleyique, Plutthosol eutrique, Arenosol hahlique) which occupy 60% of the total surface area of Benin [13] and to a lesser extent the hydromorphic soils of the depressed zones are clearly affected by this. These soils are known to be low in nitrogen and phosphorus [14].

Any strategy aiming at correcting this situation requires a sound management of agricultural lands. This involves the application of

mineral and organic fertilizers to restore the stock of organic matter and ensure nutrient supply to the soils. The role of organic matter in improving soil quality is widely recognized. Indeed, organic matter represents the main indicator and plays a determining role in biological activity [12].

In Benin, the fertilizer rates and formulas currently used by extension services (150 kg/ha of NPK 14-23-14 and 50 kg/ha of urea) for maize are mostly obsolete and generalized [9]. These same fertilizer rates are recommended for all agroecological zones within the country. Such practices do not take into account soil types and the specificity of farmers' cropping systems and farm ecology. These recommended standard fertilizer rates are old. Therefore, there is a need to update this fertilizer recommendation for maize production regarding each agroecological zone of Benin, soil types, and the economic profitability for the farmer.

In order to improve not only land productivity, but also maize productivity through the optimization of fertilizer use in North Benin, new site-specific fertilizer recommendations (adapted to the soil potential and optimal sowing dates related to climate potential) are necessary. Agricultural simulation models are one way to predict yield components in various agroecosystem to save time and reduce field trials [10]. Agricultural simulation models are originally developed, calibrated and validated under different agroecological conditions, and their application in other specific conditions does guarantee reliability [15]. The present research was carried out in the framework of the IFDC-Africa fertilizer research program in West Africa.

This study aims

- To characterize the inherent fertility status of concreted tropical ferruginous soils (Luvisol ferrique), modal ferruginous soils (Luvisol haplique) and hydromorphic soils (Gleysol eutrique), in the communes of Tanguéta and Banikoara.
- To determine on-farm the fertilizer rate recommended to achieve the best maize grain yields depending on soil types and agro-ecological zones.
- To evaluate the added value of a combined application of mineral and organic fertilizers on the three types of soil studied.

Materials and Methods

Study environment

Trials for validating the recommended options using the DSSAT model were performed in two villages, one in Atacora and one in Alibori. Producers were selected from two soil units per village. These villages are located in two different agro-ecological zones: Zone 2 (Cotton Zone of North Benin) and Zone 4 (West Zone of Atacora) in Benin (Figure 1).

The cotton zone of North Benin is a Sudanian zone with two contrasting seasons (a rainy season from June to October and a dry season from November to May). Rainfall varies between 800 and 1200 mm/year. The food crops grown are maize, sorghum, yam, cowpea; cotton is the industrial crop while perennial crops are mango and cashew nuts. Plant growth period is between 140 and 180 days. Relative humidity varies during the year according to temperatures maxima. Rains are heavier at the beginning of the season because of their stormy character and especially the absence of vegetal cover. The relief is a vast peneplain slightly developed and hardly undulating (slope between 1 to 4%) integrating mounds in a tabular form,

increasingly high and in increasing numbers moving towards the Niger River.

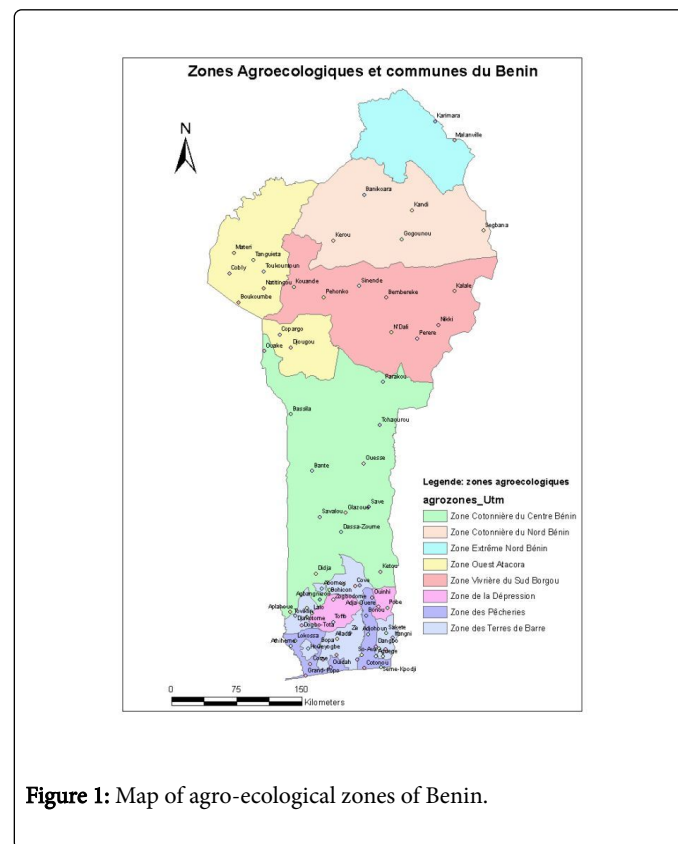


Figure 1: Map of agro-ecological zones of Benin.

A trial was carried out in northeastern Benin, in the village of Arbonga, Banikoara district located between 10°50' and 11°30' north latitude and between 2° and 2°40' longitude east. The study area is characterized by a Sudano-Guinean climate with a long dry period and a single rainy season. The monthly averages vary between 2 mm and 280 mm (August) of rain. Rainfall varies widely from one year to another and during the vegetative period. The average temperature during the year is 27.4°C. The relative humidity varies according to the temperatures maximum (33.9°C). This study area is dominated by model tropical ferruginous soils and concreted ferruginous soils [16]. The pedological study of the Banikoara district in the Banikoara commune allowed, using the topo sequential method, to distinguish eight soil types according to the French classification [17,18].

Agro-ecological zone 4 (zone West-Atacora) is characterized by a climatic variation of Sudano-Sahelian to Sudano-Guinean with an annual rainfall of 1000 to 1300 mm. Soils are also ferruginous, often deep, but with low water reserve. The vegetative period is between 160 and 220 days. In zone 4 the climate is very contrasted: in the west the dry season is 5 months in Natitingou and can reach seven months in Porga, in the central area the dry season also lasts seven months and the rainy season from June to September. In the eastern part, the two seasons are roughly equivalent.

The area studied is located approximately 10 km from Tanguéta which is about 592 km from Cotonou. It is between 10°40' and 10°45' north latitude and between 1°20' and 1°22' east longitude. The climate is of the Sudano-Guinean type with a long dry season and a single rainy season. The soils of the Nanébou region in the Tanguéta commune have very variable morphological and agronomic

characteristics. This variability resulting from the heterogeneity of the parent rock, the diversity of the topographic positions and the pedological differentiation along the topo sequences, is reflected at the scale of the site mapping by the existence of combinations of soils rather than homogeneous units. The soil survey performed at Nanébou in north-west Benin allowed, using the topo sequential method, to distinguish seven types of soils according to the French classification CPCS and FAO.

These two agro-ecological zones of the study area correspond to the sub-humid agro-ecological zone of West Africa (IFDC and AFAP 2015).

The results of soil fertility evaluation showed that half of the soils in the study area are deficient in phosphorus and potassium, while one third is deficient in organic matter and nitrogen [16]. In all soils, the cation exchange capacity (CEC) is the major constraint. The use of organic matter raises this CEC in the soil. It also increases soils'

nitrogen content. To correct soil phosphorus and potassium deficiencies, the use of phosphate and potash fertilizers as nutrient supplements is required.

The assessment of fertility status and class indicates that all soils require phosphate and potash fertilizers except hydromorphic leached tropical ferruginous soils (Gleyic Luvisols) which are not prevalent in the area studied. These soils have generally high to moderate levels of nitrogen and organic matter. The lower slopes and lowlands have the highest nutrient contents. It should be noted that almost all soils have severe to very severe limitations in terms of the sum of exchangeable bases and cation exchange capacity. This is probably due to the nature of the rocks on which these soils were formed. All soils belong to the low to very low fertility class except the concretionned ferruginous soils (Ferric Luvisols) which are of the medium fertility class.

Table 1 presents the locations of the validation sites for the options and the types of soil on which the trials were carried out.

Department	Commune	District	Village	Types of Soil Considered in this Study
ATACORA	Tanguieta	Tanguieta	Nanebou	Concretionned tropical ferruginous soils
				Hydromorphic pseudogley soils
ALIBORI	Banikoara	Arbonga	Arbonga	Hydromorphic tropical ferruginous soils
				Concretionned tropical ferruginous soils

Table 1: Sites and soil types in the communes where the trials were carried out.

Plant material

The plant material used in this study is the EVDT 97 STRW, which is a 90-day open-pollinated (composite) maize variety. The ear coverage is good enough. The grains are white, half-toothed, half-starchy and half-vitreous. Yields in the farming environment vary between 2 and 4 t/ha, while the potential yield is 6 t/ha. This maize variety is highly appreciated by producers in Benin [19].

Simulation of maize growth and development

Decision Support System for Agrotechnology Transfer (DSSAT v 4.5) was used for the simulations. This model requires a minimum of input data that can be grouped into three categories: daily climatic data (maximum temperature, minimum temperature, precipitation, insolation), site information (latitude, longitude, altitude, physico-chemical properties of soils, previous cropping) and information on crop management (type of tillage, seeding rates, types of sowing, number of plants per square meter, depth of sowing, fertilizers application and genetic coefficients of cultivars determined on the basis of their physiological parameters and grain yields). Daily climate data for 33 years (1980 to 2012) were collected from ASECNA (Agence pour la Sécurité de la Navigation Aérienne en Afrique et à Madagascar) synoptic stations of Natitingou and Kandi close to the research area.

The calibration of the variety used (EVDT-97 STRW) was based on the database of soils, climate, crop characteristics and crop management practice in the study areas. The genetic coefficients were determined through the GLUE program, a utility for estimating the genetic coefficients incorporated in DSSAT [20]. To perform plant growth and development simulations, the maize CSM-CERES used six eco-physiological coefficients.

Biophysical and economic analyzes using the seasonal analysis tool of the DSSAT model were also performed in order to determine a series of efficient options. Graphic analyzes were finally carried out to evaluate the dispersion of the various formulations in order to select only those which give the best yields with a low variance (a minimum of risk).

The seasonal analysis has two components. The first is the biophysical analysis that determines the minimum and maximum yields and their variance for the different treatments. The second category is the strategic and financial analysis that requires economic data. This analysis leads to the choice of the best and efficient fertilizer option. In more detail, the mean-Gini stochastic dominance as developed by Fosu et al. [21]. The financial analysis was done by integrating as input in the model production cost and maize price collected in the study area. Maize price use was that of the market during the harvest period.

Statistical evaluation of the DSSAT model

The evaluation of the performance of the DSSAT CERES-Maize model in the prediction of plant growth and development consists in validating the values simulated by the model for the 2012 season based on data observed during on-farm experiments. To do so, a number of tools were used such as: correlation coefficient [22], actual deviations separating simulated values from values observed, mean prediction errors RMSE [23] and the mean standard prediction error NRMSE [24,25].

On-farm experimentation

The experimental design used for the trials is a four-replicate complete random block with 8 m x 5.6 m elementary plots. This design

includes five treatments characterized by different combinations of fertilizers (Table 2). The vulgarized rate (T4) represents 200 kg/ha of NPK and 50 kg/ha of urea. The simulated rates (T1) represent the optimal levels of N, P and K simulated by DSSAT. The adaptability rates were determined for the validation of the optimal rates of N, P and K and their comparison with the vulgarized rate.

Treatments		Nutrient Rates (kg/ha)		
		N	P	K
T1	Rate simulated by DSSAT	115	30	75
T2	Adaptability rate to N and K	88	30	35
T3	Adaptability rate to N-P-K	74	20	23
T4	National extension	51	20	23
T5	Control	0	0	0

Table 2: Characteristics of different fertilizer combinations.

The method of soil preparation was flat plowing. The sowings were made on the elementary plots with spacing of 80 cm between two rows and 40 cm on the rows (a seeding density of 62500 plants/ha with two plants per pocket). Two weedings were carried out, the first between the 11th and 14th day after sowing (DAS) and the second between the 40th and 44th DAS.

For the experimental plots, simple fertilizers were used such as urea (46% N), super triple phosphate (46% P₂O₅) and KCl (60% K₂O).

Soil Types	Organic Matter (%)	Nitrogen (%)	Base Saturation (%)	pH	CEC (%)	Available P (ppm)	Ca/Mg (%)	Mg/K (%)
Concretionned Ferruginous	2.28	0.092	90.5	5.7*	6.75	12	3.25	4.7
Hydromorphic	1.79	0.067	81.5	5.4*	5.15	6.93	2.5	4.58

Table 3: Soils chemical properties before trial installation at Nanébou. * = P<0.05.

These results support those of Igué and Yallou et al. [19,26], which showed that the cultivation of lands decreases their organic matter contents. Igué et al. showed that the organic matter content of cultivated soils decreases according to the cropping systems [27]. In the unbalanced system (poor farmer), organic matter is a very severe

Thus, the total amounts of TSP and KCl and half of the urea were applied two weeks after sowing at the first weeding, and the remainder of the urea one month later. The harvest was made at physiological maturity following the perfect drying of maize cobs on the useful area of each elementary plot after removal of the edges.

The GLM procedure of the Statistical Analysis System version 9.2 software (SAS v. 9.2) was used for statistical analyzes of data from on-farm trials. These consisted mainly of two-factor (soil type and fertilizer formula) analyses of variance by agro-ecological zone. The mean values were then compared with each other using the Student Newman Keuls test at the 5% threshold (the probability level used to refer to a significant effect).

Results and Discussion

Soils chemical properties

The results relating to the chemical parameters of the different soil types prior to the establishment of the trials are given in Tables 3 and 4. The analysis of these tables shows that organic matter contents were lower in concretionned tropical ferruginous soils than in hydromorphic soils (Nanébou) and hydromorphic tropical ferruginous soils (Arbonga). This low level of organic matter as well as that of total nitrogen observed in hydromorphic soils and hydromorphic tropical ferruginous soils reflects repeated use of these soils, with little or no return of nutrients either by burial of harvest residues, or directly by mineral fertilization [16].

limitation compared to other systems (medium and balanced) or the limitation is average. Igué also indicated that organic matter in the topsoil (0-20 cm) decreases from 0.05 to 0.08% per year depending on the type of soil [26].

Horizons 0-20 cm								
Soil Types	OM (%)	Nitrogen (%)	Base Saturation (%)	pH	CEC			
					(meq/100 g de sol)	Available P (ppm)	Ca/Mg	Mg/K
Concretionned Ferruginous	3.55	0.087	95	6.2	8.68	11.5	3	5
Hydromorphic	1.3	0.04	69.5	5.2	-	7	3.5	4.5

Table 4: Soil chemical properties before trial installation at Arbonga.

According to Worou, the low organic matter content of hydromorphic soils on the study site can be explained by a rather dry soil climate [1]. Fikri et al. stated that organic matter has a major

influence on the physical and soils chemical properties and therefore on crop yields [28]. Concretionned tropical ferruginous soils have higher levels of phosphorus than hydromorphic soils and

hydromorphic tropical ferruginous soils. It was found that in the Department des Collines, the phosphorus content can increase by 10% after 10 to 25 years of continuous cultivation of maize/cotton [26]. This may be due to the regular application of phosphate fertilizers. On the other hand, the Ca/Mg and Mg/K ratios in the three soil types showed good cationic balance without any significant difference ($P > 0.05$) in the different soil types. It remains slightly higher in concretionned tropical ferruginous soils compared to hydromorphic soils and hydromorphic tropical ferruginous soils which are slightly more acidic.

Effect of different fertilizer formulas on maize grain yield according to soil type and area

The results of the analysis of variance relating to the effect of various fertilizer formulas on maize grain yields showed that fertilizer formulas have a highly significant influence ($P < 0.01$ to $P < 0.001$) on maize grain yield regardless of the areas and types of soil. Figures 2 and 3 show maize grain yields by area and soil type according to fertilizer formulas. The analysis of these Figures reveals that maize grain yields increase with increasing rates of nitrogen. Nitrogen is therefore the major limiting factor to maize yield in Northern Benin. The rate simulated by the DSSAT model (115-30-75) leads to significantly higher grain yield, regardless of soil types and agro-ecological zones (Figures 2 and 3).

These results are in line with those of Saidou et al. and Balogoun et al. who showed that nitrogen is the main limiting factor to cereal crop yields [2,8]. These observations show the crucial role played by nitrogen fertilizers in improving cereal yields [8]. The high mineralization rate of the organic matter is mainly the source of lack of nitrogen in these soils [10]. Singh et al. and Brassard found that nitrogen is the most limiting nutrient for cereal production in the Sub-Saharan Africa's soils [22,29]. As mentioned also by previous studies, most of the Africa's soils have low P level due to the nature and the type of the clays that their content [30,31].

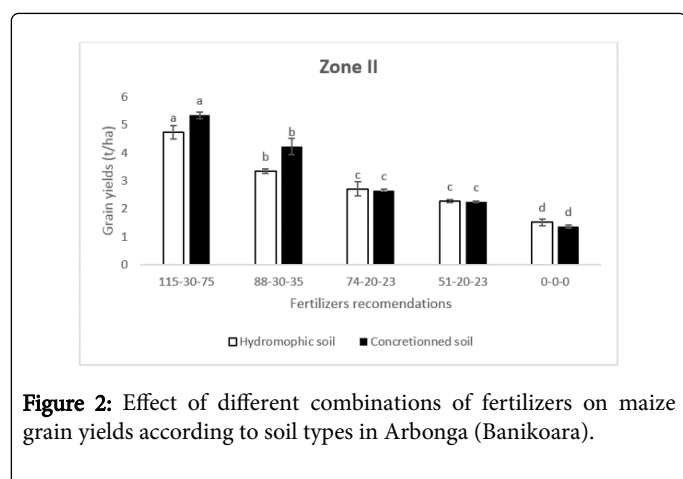


Figure 2: Effect of different combinations of fertilizers on maize grain yields according to soil types in Arbonga (Banikoara).

This shows the importance of the supply of N and P to improve maize production in this part of Africa knowing the complementarity of these nutrients for plant. Moreover, the application of mineral fertilizers without any organic restitution further affects soil chemical characteristics with the number of years of cultivation [32]. Ultimately, achieving good yields depends not only on the nature of the soils but also on the amount of nitrogen available for plant nutrition.

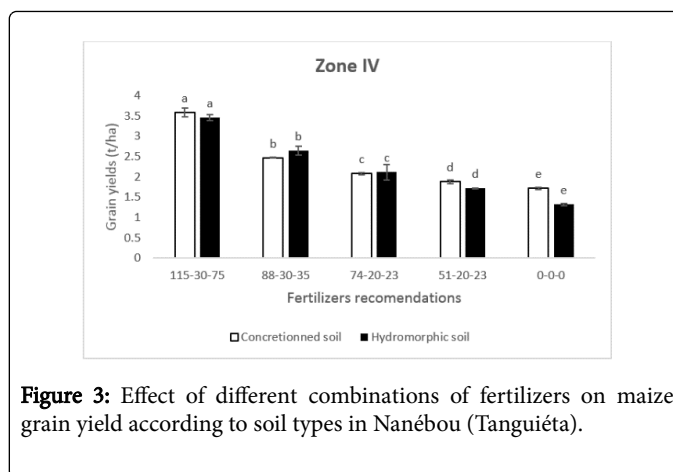


Figure 3: Effect of different combinations of fertilizers on maize grain yield according to soil types in Nanébou (Tanguéta).

Igué et al. showed that with the fertilizer formula $N_{42}P_{30}K_{35}$ combined with manure the highest yields were $2,940.25 \pm 383.60$ and $2,923.60 \pm 653.26$ kg/ha respectively for concretionned soils and hydromorphic soils [13]. Without external nutrient supply, the productive capacity of the plots shows drastic deficiencies in the major nutrients (NPK); yield levels are $1,246.88 \pm 359.39$ and $1,327.60 \pm 165.05$ kg/ha respectively for concretionned ferruginous soils and hydromorphic soils with the absolute control ($N_0P_0K_0$).

In Arbonga (Banikoara), the difference in average yields varied significantly with the different types of soils under maize cropping. Grain yields on the concretionned soils increased by 600 kg/ha compared to the hydromorphic tropical ferruginous soils. Atakora et al. showed in a study in Ghana, that the differences in maize grain yields were more related to differences in soil fertility level [33]. Igué et al. also showed that the treatment $N_{88}P_{30}K_{35}$ plus manure gave the highest yields on tropical ferruginous soils [13]. On the other hand, on hydromorphic ferruginous soils, the treatment $N_{74}P_{20}K_{23}$ plus manure gave the highest yields. These observations support the works of Balogoun et al. which showed that to achieve high maize yield in the South and Center Benin, a rate of 80.5 kg N/ha would be required [8]. Indeed, achieving good yields depends not only on the nature of the soil but also on the amount of nitrogen available for plant nutrition.

In the agroecological zone II, the soils have a good productive potential for the cultivation of the maize variety EVDT ETR 97 whose yield, without external inputs, is around 1.5 t/ha. However, soil fertility decline is a major cause of low productivity in tropical soils [2,3,5]. To redress this situation, the use of organic fertilizers was promoted all the more because mineral fertilization without any organic fertilizer negatively affects the chemical characteristics of the soils; which shows the limits of mineral fertilization. According to Viennot, acidic soils have a negative impact on maize yields and are considered to be moderately suitable for this crop [34]. On the other hand, the hydromorphic soils of the study area were subjected to heavy pressure characterized by overutilization associated with inappropriate agricultural practices. The low productivity of these types of soils without the use of fertilizers is also linked to their topographical position in the landscape, which causes the stagnation of water on the surface of the plots and, in turn, contributes to the asphyxiation of plant root system [16,35].

Evaluation of the performance of the DSSAT model

Table 5 shows the comparison between observed grain yields and those simulated by DSSAT taking into account fertilizer formulas according to the area and the type of soil. Grain yields simulated by the DSSAT model are slightly underestimated in zone II whereas they are slightly over estimated in zone IV. The values of the ratio observed-to-

simulated values are very close to 1. Simulated values are therefore very close to observed values. The mean standard prediction error NRMSE between observed and simulated yields is between 11% and 20% for hydromorphic ferruginous soils whereas it is between 21% and 30% for the other soil types.

Zones	Soils	Observed averages	Simulated averages	Ratio	R-Square	RMSE	NRMSE
II	Ferruginous hydromorphic	2922	2788	0.6	0.74	576.4	19.73
	Ferruginous concretionned	3174	3086	1.09	0.74	914.91	28.82
IV	Ferruginous concretionned	2346	2572	1.15	0.26	616.56	26.28
	Hydromorphic pseudogley	2254	2273	1.03	0.49	543.58	24.12

Table 5: Statistics for the comparison of observed and simulated grain yield values for the fertilization trials.

Tetteh and Nurudeen reported that the mean standard prediction error (NRMSE) between simulated and observed grain yields over two years (2010 and 2011) in Ghana was 26.13% and 18.24%, respectively [36]. This supports our results. The general remark is that, the model was very sensitive to fertilizer rates as mentioned also by Tetteh and Nurudeen and Atakora et al. [33,36]. NRSME values between observed and simulated results of 21%-30% are acceptable according to Jamieson et al. and Loague and Green [24,25]. This proves that, with correct inputs of soil and varietal characteristics a decision support tool like DSSAT could perfectly be used to extrapolate fertilizer recommendation data within a large agroecological zone presenting similar climatic characteristics and soil types. The results are also consistent with study carried out by Ritchie and Alagaraswamy and Soler et al. who found that the CERES-Maize was able to accurately predict the phenology and maize grain yield for a wide range of environmental conditions [37,38].

Application of the model to the multi-year assessment of fertilizer formulas

Figure 4 presents the results of the biophysical analysis of grain yields by fertilizer formula in zone II according to soil types for the period 1980 to 2012. From this figure it appears that, in general, simulated grain yields are based on fertilizer rates. Thus, the formula 115-30-75 gave the highest average grain yields during the 33 years on the two soil types. Nevertheless, the formula 88-30-35 shows acceptable grain yields with less risk during the 33 years on the two types of soil.

Figure 5 presents the results of the biophysical analysis of grain yields by fertilizer formula in zone IV according to soil types for the period 1980 to 2012. It appears that, in general, simulated grain yields are based on nitrogen rates. Thus, the formula 115-30-75 gave the highest average grain yields during the 33 years on the two soil types. Nevertheless, the formula 88-30-35 shows acceptable grain yields and with less risk during the 33 years on the two types of soil.

The financial analysis of the monetary incomes from maize per hectare with the efficiency of the various fertilizer formulas during the period 1980 to 2012 by zone and soil type is presented in Table 6. The results show that the formula 115-30-75 yielded the best monetary income per hectare and the best efficiency whatever the type of soil and the agro-ecological zone.

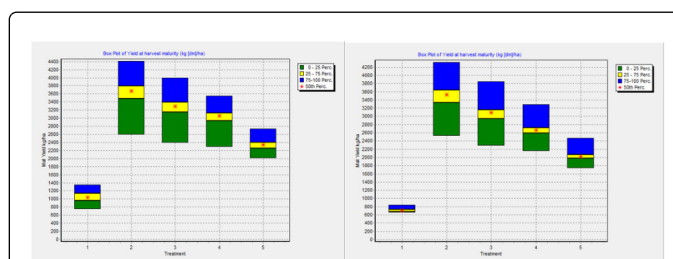


Figure 4: Effect of different fertilizer formulas on grain yields (kg DM/ha) based on biophysical analysis covering the period 1980-2012 for hydromorphic ferruginous soils (A) and concretionned ferruginous soils (B) in zone II. 1=0-0-0; 2=115-30-75; 3=88-30-35; 4=74-20-23; 5=51-20-23.

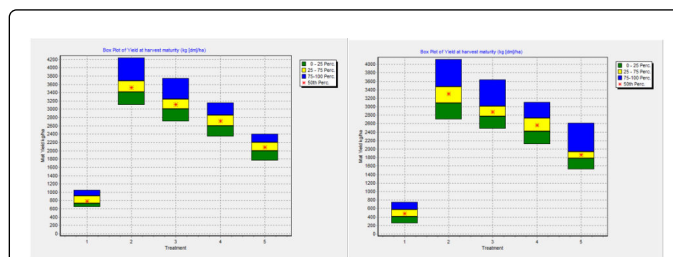


Figure 5: Effect of different fertilizer formulas on grain yields (kg DM/ha) from biophysical analysis covering the period 1980-2012 for concretionned ferruginous soils (A) and hydromorphic soils (B) in zone IV. 1=0-0-0; 2=115-30-75; 3=88-30-35; 4=74-20-23; 5=51-20-23.

Nevertheless, incomes resulting from the 88-30-35 fertilizer formula are also better. Indeed, the monetary gains are about 20,000 to 35,000 FCFA between the 115-30-75 and the 80-30-35 formulas. This means that if a producer uses the 115-30-75 formula, he only earns between 20,000 and 35,000 FCFA more than the one using the 80-30-35 formula. This is not so much, given the additional expenses for the nutrients N and K. It can be concluded that the formula 80-30-35 is the best regardless of the soil types and agro-ecological zones.

Zones	Soils	Fertilizer Formulas	E(x) (F CFA/ha)	E(x)-F(x) (F CFA/ha)	Efficient
III	Hydromorphic	0-0-0	142515.2	137462.1	No
		115-30-75	517846.3	485497.5	Yes
		88-30-35	483066.6	457741.2	No
		74-20-23	434676.6	414727.2	No
		51-20-23	323990	323990	No
	Concretionned	0-0-0	210600	194743.6	No
		115-30-75	550816	517989.5	Yes
		88-30-35	526559.9	497308.6	No
		74-20-23	507500.9	484590.3	No
		51-20-23	386062.8	369192.3	No
IV	Concretionned	0-0-0	163145.5	149549.6	No
		115-30-75	531422.1	504113.8	Yes
		88-30-35	494266.6	469563.2	No
		74-20-23	447100.9	425922.1	No
		51-20-23	335232.5	317777.5	No
	Hydromorphic	0-0-0	98054.5	82479.5	No
		115-30-75	477106.9	439383.5	Yes
		88-30-35	449054.5	422220.4	No
		74-20-23	417476.6	390215.3	No
		51-20-23	295171.8	276692.7	No

Table 6: Financial analysis of the different fertilizer formulas according to the communes of the study during 33 years (1980-2012). E(x)=Average monetary income calculated by the DSSAT model and F(x)=Gini coefficient.

Tetteh and Nurudeen showed that the formula 160-90-90 produced the highest monetary income in the Guinean savanna zone in Ghana followed by formulas 120-0-90 and 120-45-90 respectively [36]. They pointed out that this was due to the high monetary income per hectare and the Gini coefficient. However, they indicated that due to high prices of fertilizers, their availability on the market and low natural soil fertility, the 120-45-90 formula is the most economical for sustainable maize production on Lixisols in the agro-ecological zone of the Sudan Savanna zone of Ghana. Furthermore, one can also consider that the model has been rational in the economy of N utilization by suggesting a reduce quantity. This observation is in accordance with the findings of Fosu et al. who stated that a supply of high rate of N leads to N leaching and possible contamination of water and luxury consumption by the plant while reducing the net return. The same arguments justify the choice of the formula 88-30-35 against the 115-30-75 for the production of maize in Northern Benin [21].

Conclusion

Generally, the DSSAT model was used to simulate maize yields in the agro-ecological zones II and IV of Benin. The grain yields simulated by the DSSAT model are slightly underestimated in zone II

whereas they are slightly over estimated in zone IV. The values of the simulated and observed values ratio are very close to 1. Simulated values are therefore very close to observed values. The mean standard prediction error NRMSE between observed yields and simulated yields is between 11% and 20% for hydromorphic ferruginous soils whereas it is between 21% and 30% for the other soil types. Formulas 115-30-75 and 88-30-35 gave the best yields on-farm. Moreover, the seasonal analyzes with the DSSAT model over 33 years showed that the same formulas 115-30-75 and 88-30-35 gave the best yields and the best monetary incomes. The study recommended the formula 88-30-35 kg/ha of NPK as the most economically and strategically efficient fertilizer formula that gave optimum yields with less risk during the 33 years in the two agro-ecological zones of Northern Benin.

Acknowledgment

The authors are grateful to the International Fertilizer Development Center (IFDC), which has funded these research works from the collection of socio-economic data, to on-farm experiments. They also thank the anonymous reviewers for critically reading the manuscript and providing valuable input.

References

1. Worou SK (2002) Togo's dominant soils: correlation with the global reference base.
2. Saidou A, Kossou D, Acakpo C, Richards P, Kuyper TW (2012) Effects of farmers' practices of fertilizer application and land use types on subsequent maize yield and nutrient uptake in Central Benin. *International Journal of Biological and Chemical Sciences* 6: 365-378.
3. Douthwaite B, Manyong VM, Keatinge JDH, Chianu J (2002) The adoption of alley farming and Mucuna: lessons for research, development and extension. *Agroforestry Systems* 56: 193-202.
4. Dudal R (2002) Forty years of soil fertility work in Sub-Saharan Africa. In: Vanlauwe B, Diels J, Sanginga N, Merckx R (eds.). *Integrated plant nutrient management in Sub-Saharan Africa. From concept to practice*. CAB International, London, UK, pp: 7-21.
5. Kanté S (2001) Soil Fertility Management by Farming Class in Southern Mali. sn.
6. Serpentié G, Ouattara B (2001) Fertility and fallow land in West Africa. In: Floret Ch Pontanier R (éds.). *Summerfallow in tropical Africa*, Editions John Libbey Eurotext, Paris 2: 21-83.
7. Mrabet R, Moussadek R, Fadlaoui A, Van Ranst E (2012) Conservation agriculture in dry areas of Morocco. *Field Crops Research* 132: 84-94.
8. Balogoun I, Saidou A, Ahoton LE, Adjanohoun A, Amadji GL, et al. (2013) Determination of mineral fertilizer formulas and sowing periods for improved maize (*Zea mays* L.) production in southern and central Benin. *Bulletin of Agronomic Research of Benin*, pp: 1-25.
9. Igué AM, Adjanohoun A, Saidou A, Ezui G, Attiogbe P, et al. (2013) Application and adaptation of the DSSAT-GIS integrated approach to the formulation of fertilizer doses for maize cultivation in southern and central Benin. *Bulletin de la Recherche Agronomique du Bénin (BRAB)-Numéro spécial Fertilité du maïs-Janvier*.
10. Saïdou A, Balogoun I, Ahoton EL, Igué AM, Youl S, et al. (2017) Fertilizer recommendations for maize production in the South Sudan and Sudano-Guinean zones of Benin. *Nutrient Cycling Agroecosystem*.
11. Saidou A, Janssen BH, Temminghoff EJM (2003) Effects of soil properties, mulch and NPK fertilizer on maize yields and nutrient budgets on ferrallitic soils in southern Benin. *Agriculture, Ecosystems & Environment* 100: 265-273.
12. Lal R (2002) Carbon sequestration in dryland ecosystems of West Asia and North Africa. *Land Degradation & Development* 13: 45-59.
13. Igue AM, Oga AC, Saidou A, Balogoun I, Anago F, et al. (2015) Updating fertilizer formulation for maize cultivation (*Zea mays* L.) on Ferric Luvisols and Gleysols in the municipality of Tanguiéta, North-West Benin. *Global Advanced Research Journal of Agricultural Science* 4: 858-863.
14. Sanchez PA, Jama BA (2002) Soil Fertility Replenishment Takes off in East and southern Africa. *International Centre for Research in Agro Forestry, Nairobi, Kenya*, p: 352.
15. Miao Y, Mulla DJ, Batchelor WD, Paz JO, Robert PC, et al. (2006) Evaluating management zone optimal nitrogen rates with a crop growth model. *Agronomy Journal* 98: 545-553.
16. Igué AM (2012) Etude Agro-pédologique on a scale of 1/50,000 in Banikoara district in Banikoara Commune (Alibori Department). Study Report LSSEE/CRA-Agonkanmey/INRAB, p: 33.
17. CPCS (1967) Classification des Sols. *Travaux CPCS 1963-1967*. ENSA, Grignon, p: 87.
18. Fao I (1998) World Reference Base for Soil Resources. *World Soil Resources Reports* 84.
19. Yallou CG, Aihou K, Adjanohoun A, Baco MN, Sanni OA, et al. (2010) Directory of Vulgarized Corn Varieties in Benin. Technical Document of Information and Extension. Dépôt légal, (4920).
20. He J, Porter C, Wilkens P, Marin F, Hu H, et al. (2010) Guidelines for installing and running GLUE program. Decision support system for agrotechnology transfer (DSSAT) version 4.
21. Fosu M, Buah SS, Kanton RL, Agyare WA (2012) Modeling maize response to mineral fertilizer on silty clay loam in the northern savanna zone of Ghana using DSSAT model. In *Improving Soil Fertility Recommendations in Africa using the Decision Support System for Agrotechnology Transfer (DSSAT)*. Springer, Netherlands, pp: 157-168.
22. Singh U, Wilkens PW (2001) Simulating water and nutrient stress effects on phenological developments in maize. In: White JW, Grace PR (eds.). *Modeling Extremes of Wheat and Maize Crop Performance in the Tropics*. Proceedings of a Workshop, CIMMYT, El Batán, Mexico, pp: 19-22.
23. Du Toit AS, Booysen J, Human JJ (2000) Use of linear regression and a correlation matrix to evaluate CERES3 (maize). *Modeling Extremes of Wheat and Maize Crop Performance in the Tropics*.
24. Loague K, Green RE (1991) Statistical and graphical methods for evaluating solute transport models: overview and application. *Journal of Contaminant Hydrology* 7: 51-73.
25. Jamieson PD, Porter JR, Wilson DR (1991) A test of the computer simulation model ARCWHEAT1 on wheat crops grown in New Zealand. *Field Crops Research* 27: 337-350.
26. Igué AM (2009) Impact of Land Use on Chemical and Physical Soil Characteristics in Collines, Benin. *Advances in Geo Ecology* 40: 72-80.
27. Igué AM, Agossou V, Ogouvidé FT (2008) Influence of farming systems on the intensity of land degradation in the department of the hills in Benin. *Bulletin de la Recherche Agronomique* 61: 39-51.
28. Benbrahim KE, Ismaili M, Benbrahim SE, Tribak A (2004) Problems of environmental degradation through desertification and deforestation: impact of the phenomenon in Morocco. *Science et Changements Planétaires/Sécheresse* 15: 307-320.
29. Brassard M (2007) Development of diagnostic tools for the nitrogen nutrition of grain corn for optimal management of nitrogen fertilizer. Master's thesis. Université de Laval.
30. Koné B, Diatta S, Saidou A, Akintayo I, Cissé B (2009) Responses of interspecific varieties of upland rice to phosphate applications in forest zone in Nigeria. *Canadian Journal of Soil Science* 89: 555-565.
31. Koné B, Saïdou A, Camara M, Diatta S (2010) Effect of different phosphate sources on rice yield on acid soils. *Agronomie Africaine* 22: 55-63.
32. Koulibaly B, Traoré O, Dakuo D, Zombré PN, Bondé D (2010) Effects of Crop Residue Management on Yield and Crop Balance in a Cotton-Maize-Sorghum Rotation in Burkina Faso. *Tropicultura* 28: 184-189.
33. Atakora KW, Fosu M, Marthey F (2014) Modeling maize production towards site specific fertilizer recommendation in Ghana. *Glob J Sci Front Res: D Agric Vet* 14: 70-81.
34. Viennot M, Dossou-Yovo FC (1969) Soil recognition map of Dahomey at 1/200 000: Bimbereke leaf.
35. Igué AM (2012) Agro-pédologique study at the scale of 1/50,000 at Nanébou in Tanguiéta Commune (Atacora Department). Study Report, LSSEE/CRA-Agonkanmey/INRAB, p: 44.
36. Tetteh FM, Nurudeen AR (2015) Modeling site-specific fertilizer recommendations for maize production in the Sudan savannah agro-ecology of Ghana. *African Journal of Agricultural Research* 10: 1136-1141.
37. Ritchie JT, Alagarswamy G (2003) Model concepts to express genetic differences in maize yield components. *Agronomy Journal* 95: 4-9.
38. Soler CMT, Sentelhas PC, Hoogenboom G (2007) Application of the CSM-CERES-Maize model for planting date evaluation and yield forecasting for maize grown off-season in a subtropical environment. *European Journal of Agronomy* 27: 165-177.