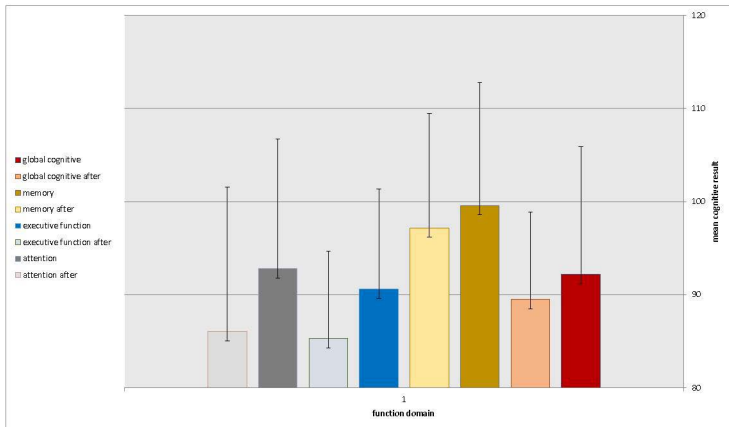


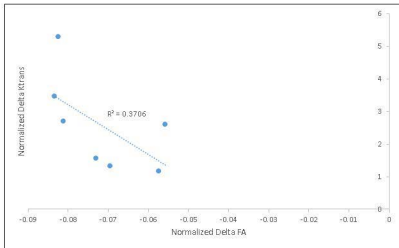
Supplemental Figure 1: Neuropsychological test results before and after surgery



Supplemental Figure 2:

correlation between average normalized Δ fractional anisotropy and ΔK^{trans}

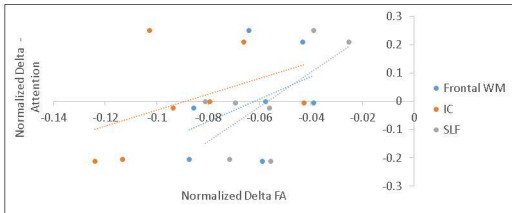
$r = -0.6$



Supplemental Figure 3:

Correlation between normalized delta FA and postoperative change in Attention.

Frontal WM: $r = 0.41$
IC: $r = 0.44$
SLF: $r = 0.66$



Correlation between normalized delta FA and postoperative change in Go no Go response inhibition test.

Frontal WM: $r = 0.55$
IC: $r = 0.54$
SLF: $r = 0.63$

